



# Adventures with Letters and Sounds

## Primary

Learner's Guide



# **Adventures with Letters and Sounds**

## **Primary**

### **Learner's Guide**



© Copyright 2024

#### **National Literacy Department**

74 Princess & St. Stephen's Streets, Charlestown  
Georgetown, Guyana.

Website: [www.education.gov.gy](http://www.education.gov.gy)

A Production by the National Literacy Department, Ministry of Education Guyana | 2024.



## Foreword

**T**he Adventures with Letters and Sounds – Learner’s Guide and Teacher’s Edition were created because of the need to focus on the building of essential skills in developing readers. These resources are simple and are geared to be used by classroom teachers, parents, and children. They embrace the building of essential literacy skills, moving from simple to complex, and the learning of spelling rules.

In the past, many people have learnt to read using the whole-word approach. This was effective since children interacted with a series of books and other reading materials as a pastime activity. This eventually allowed them to retain words and word patterns after frequent interactions. Today in some homes these wide arrays of reading resources have been replaced with gadgets. The science of reading emphasizes the building of phonemic awareness and phonics skills as a vital strategy for learning to read. These skills are building blocks in a child’s journey towards reading success.

The Teacher’s Edition has been designed to equip both teachers and parents with effective direct instructions to support young learners as they develop these crucial literacy skills. For teachers, these resources serve as a comprehensive aspect of integrating phonemic awareness and phonics instruction into daily lessons. Through clear explanations, practical examples and evidence-based techniques, the resources aim to empower educators to create engaging and impactful learning experiences in the classroom.

For parents, the Teacher’s Edition provides simple, yet powerful ways to promote and reinforce literacy development at home. As a child’s first teacher, parents play a pivotal role in fostering a love for reading and ensuring their child masters the foundational skills necessary for future academic success.

Our shared goal is to nurture confident, capable readers, whether in the classroom or at home. Phonemic awareness and phonics are used to open the door to a world of language, comprehension, and communication skills that are not only critical for academic achievement but also for navigating life’s many opportunities.

We hope these resources inspire you as educators and as caregivers to continue making literacy accessible and achievable for every child. Together, we can help young minds unlock their full potential and create a brighter, more literate future.



## **What is Adventures with Letters and Sounds - Primary?**

It is a dynamic material, as it is both a resource and a tool. As a resource it is for the teacher to use in the classroom to build and reinforce literacy skills from simple to complex. As a tool, it is for the learners and their parents to use any time to build the level of literacy in the child.

The Adventures with Letters and Sounds is made up of two documents which consists of:

1. This Learner's Guide which includes charts to learn skills and rules of word components. It contains a wide range of relatable examples.
2. The Teacher's Edition, which is a manual outlining established foundational literacy skills progressing from simple to complex. It has been constructed to provide details of the concepts covered in the charts and instructions on how to teach the skills presented there on.

## **What is Special About this Resource?**

- It can be used for any grade level, based on the needs of the learners but ideally grades 1-6.
- It is clear and methodological.
- It follows the scaffolding process, moving from simple to complex concepts.
- The teacher does not have to plan nor write any lesson plan.
- The child can use it.
- The parents can use it.

## **Why was it Developed?**

To alleviate any cycle of illiteracy in the nation, and to bridge the gap that may have inadvertently occurred in the literacy (reading) acquisition in a child's learning development stage. Repetition is one of the best ways the brain learns, so as a drill, the child connects and remembers easier.

## **How will this be Incorporated into the Primary Schools' Curriculum and Timetable?**

- Topics covered in the units are linked to the Literacy Standards and Benchmarks.
- This is timetabled to be executed just before Literacy Hour and Literacy Studies.
- Fifteen minutes per day is all you need during Reading, Literacy Hour, Literacy Studies, or Reading Intervention periods.

## How should you Progress Through the Units?

You can choose to progress through the units systematically or in the order that is best suited to your specific needs.

*Step 1 – Read* the instructions with the help of your teacher, parent or try on your own.

*Step 2 – Repeat* as many times as is necessary. You can repeat the same chart and its contents until you have fully grasped it.

Keep trying you can do it! We believe in you.

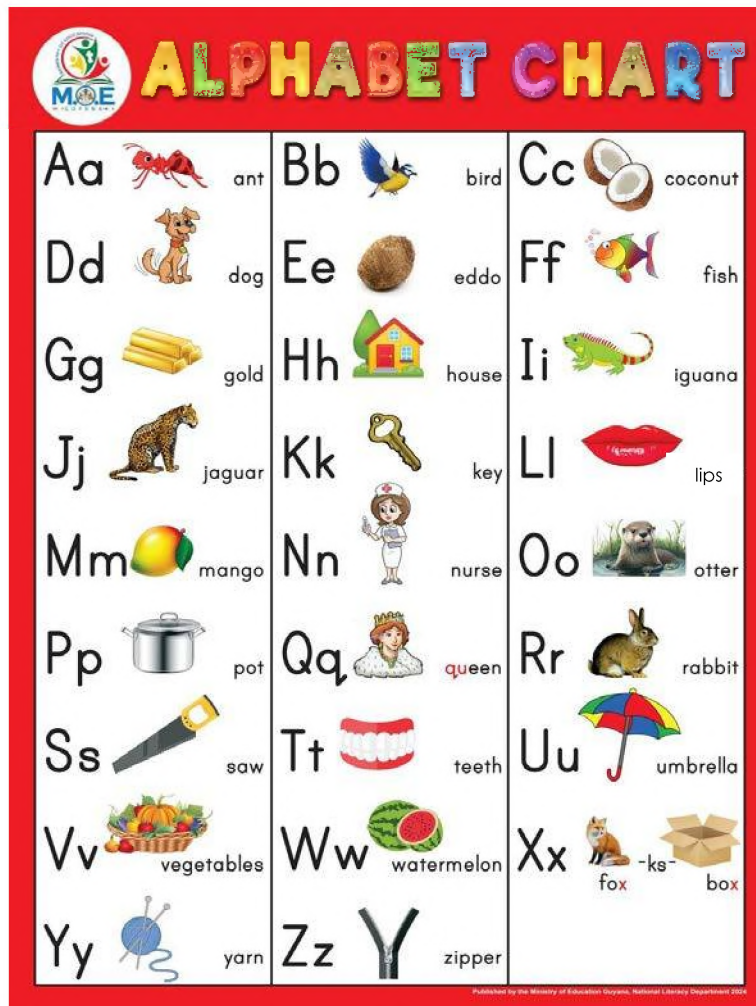


## Table of Contents

Unit 1	Let's Learn the Alphabet.....	1
Unit 2	Let's Learn Short Vowel Sounds .....	5
Unit 3	Let's Learn Rhymes .....	19
Unit 4	Let's Learn Consonants and their Sounds .....	33
Unit 5	Let's Learn Syllables in Spoken Words.....	43
Unit 6	Let's Learn Long Vowel Sounds .....	54
Unit 7	Let's Learn Consonant Blends .....	57
Unit 8	Let's Learn Vowel Digraphs .....	67
Unit 9	Let's Learn Consonant Digraphs .....	77
Unit 10	Let's Learn Vowel Diphthongs.....	83
Unit 11	Let's Learn R-Controlled Vowels .....	88
Unit 12	Let's Learn Special Sounds .....	93
Unit 13	Let's Learn Sight Words .....	100
Unit 14	Let's Learn Spelling Rules .....	113

# Unit 1: The Alphabet


The alphabet consists of twenty-six letters.






























Remember: The English Alphabet has 26 letters. Some letters are vowels and some are consonants.

**Chart 1A: The Alphabet**

 Say the names and common sounds of each letter.



# ALPHABET CHART

Aa  ant	Bb  bird	Cc  coconut
Dd  dog	Ee  eddo	Ff  fish
Gg  gold	Hh  house	Ii  iguana
Jj  jaguar	Kk  key	Ll  lips
Mm  mango	Nn  nurse	Oo  otter
Pp  pot	Qq  queen	Rr  rabbit
Ss  saw	Tt  teeth	Uu  umbrella
Vv  vegetables	Ww  watermelon	Xx  fox -ks-  box
Yy  yarn	Zz  zipper	

Published by the Ministry of Education Guyana, National Literacy Department 2024

## Chart 1B: Uppercase and Lowercase Letters

Each letter can be written in uppercase (capital) or lowercase (common).



Point and say the names of each letter: e.g. Capital A, Capital B.

Capital Letters/Uppercase	Common Letters/Lowercase
A B C D E F	a b c d e f g
G H I J K L M	h i j k l m n o
N O P Q R S	p q r s t u v
T U V W X Y Z	w x y z

## Chart 1C: Classification of the Alphabet Letters

### The Vowels

There are five vowels:

Aa Ee Ii Oo Uu

### The Consonants

There are twenty-one consonants:

Bb Cc Dd Ff Gg Hh Jj  
Kk Ll Mm Nn Pp Qq Rr  
Ss Tt Vv Ww Xx Yy Zz

## Chart 1D Single and Multiple Sound Consonants



Say the names of the letters in each box.

### Single Sound Consonants

<b>Bb</b>	<b>Ff</b>	<b>Hh</b>	<b>Jj</b>	<b>Kk</b>
<b>Ll</b>	<b>Mm</b>	<b>Nn</b>	<b>Pp</b>	
	<b>Rr</b>	<b>Tt</b>	<b>Vv</b>	
	<b>Ww</b>	<b>Zz</b>		

### Consonants with More than One Sound

<b>Cc</b>	<b>Dd</b>	<b>Gg</b>	<b>Qq</b>
	<b>Ss</b>	<b>Xx</b>	
	<b>Yy</b>		

# Unit 2:

## Let's Learn Short Vowel Sounds






A vowel sound is a speech sound in which the mouth is open, e.g. the tongue is not touching the top of the mouth nor the teeth so that the flow of air is not stopped.

Remember: There are five vowels in the English Alphabet: a, e, i, o, and u, but there are twenty vowel sounds in total. Of the twenty, eight of them are called diphthongs (see Unit 8).

Vowels/vowel sounds are categorised into two types based on the length of the vowel sound and the number of vowels. They are:

- Short vowels
- Long vowels (see Unit 6).

### Short Vowel Sound

a	
e	
i	
o	
u	

## Chart 2A: Short Vowel Sounds



Say the name of each picture. Say the short vowel sound. Read the word.



Aa

ăpple



Ee

ĕgg



Ii

ĭguana



Oo

ōtter



Uu

ŭmbrella

Say the short sounds.

ă ĕ ĭ ō ŭ

Note: The little curved symbol on the top of the letters is called a **breve**. It signifies that the short sound of the letter should be made.

## Chart 2B: Single-Sound Consonants 'b' and 'f' with Short Vowel Sounds.

Blending is to put letter sounds together to read words or made-up words,  
 e.g.: bǎǎǎ = bǎ - bǎt; běěě = bě - běz; bĩĩĩ = bĩ - bĩn; bõõõ = bõ - bõt; bũũũ  
 = bũ - bũt.



Blend the sound of each consonant with the short vowel sound to make words or made-up words.



**b**

ă	ě	ĩ	õ	ũ
ba	be	bi	bo	bu
bat	bet	bin	box	but
bam	ben	biz	bot	bun
baz	bez	bid	bob	bup
ban	bek	bik	bom	bul



Blend the sound of each consonant with the short vowel sound to make words or made-up words.



**f**

ă	ě	ĩ	õ	ũ
fa	fe	fi	fo	fu
fan	fed	fix	fox	fud
fab	fen	fig	fob	fum
fat	fel	fin	fog	fun

## Chart 2B: Single-Sound Consonants 'H' and 'J' with Short Vowel Sounds.

Remember: to blend is to put letter sounds together to read words or made-up words, e.g.: häää = hä - hät; hëëë = hë - hën; hïïï = hï - hit; hööö = hō - hōt; hūūū = hū - hūb.



Blend the sound of each consonant with the short vowel sound to make words or made-up words.



	ă	ë	ï	ö	ū
h	ha	he	hi	ho	hu
	had	hen	him	hot	hut
	hat	hem	hip	hog	hub
	hal	het	hit	hom	huz



Blend the sound of each consonant with the short vowel sound to make words or made-up words.

	ă	ë	ï	ö	ū
j	ja	je	ji	jo	ju
	jam	jet	jib	jot	jun
	jag	jen	jix	job	juz

## Chart 2B: Single-Sound Consonants 'k' and 'l' with Short Vowel Sounds.

Remember: to blend is to put letter sounds together to read words or made-up words, e.g.: kǎǎǎ = kǎ - kǎs; kĕĕĕ = kĕ - kĕt; kĭĭĭ = kĭ - kĭd; kōōō = kō - kōl; kŭŭŭ = kŭ - kŭv.



Blend the sound of each consonant with the short vowel sound to make words or made-up words.



	ǎ	ĕ	ĭ	ō	ŭ
k	ka	ke	ki	ko	ku
	kab	ken	kid	kob	kul
	kam	kep	kit	kol	kum
	kas	kes	kin	kov	kun
	kat	ket	kis	koz	kuv



Blend the sound of each consonant with the short vowel sound to make words or made-up words.



	ǎ	ĕ	ĭ	ō	ŭ
l	la	le	li	lo	lu
	lab	led	lip	log	lum
	lam	let	lid	lot	lux
	lap	lex	lit	lob	lud
	lag	lev	lib	lop	lup

## Chart 2B: Single-Sound Consonants 'm' and 'n' with Short Vowel Sounds.

Remember: to blend is to put letter sounds together to read words or made-up words, e.g.: mǎǎǎ = mā - măt; mĕĕĕ = mĕ - mĕn; mĩĩĩ = mĩ - mĩt; mőőő = mő - mőb; mŭŭŭ = mŭ - mŭd.



Blend the sound of each consonant with the short vowel sound to make words or made-up words.

	ă	ĕ	ĩ	ő	ŭ
m	ma	me	mi	mo	mu
	mat	men	mis	mon	mud
	max	med	mix	mom	mug
	mal	met	mid	mob	mum
	mam	mel	mim	mol	mut



Blend the sound of each consonant with the short vowel sound to make words or made-up words.


	ă	ĕ	ĩ	ő	ŭ
n	na	ne	ni	no	nu
	nab	neb	nip	not	nut
	nag	nel	nit	nob	nul
	nap	net	nix	nod	nub

## Chart 2B: Single-Sound Consonants 'p' and 'r' with Short Vowel Sounds.

Remember: to blend is to put letter sounds together to read words or made-up words, e.g.: pǎǎ = pǎ - pǎl; pĕĕĕ = pĕ - pĕt; piĭi = pi - piĭn; pŏŏŏ = pŏ - pŏt; pŭŭŭ = pŭ - pŭg.



Blend the sound of each consonant with the short vowel sound to make words or made-up words.

	ǎ	ĕ	ĭ	ŏ	ŭ
					
<b>p</b>	pa	pe	pi	po	pu
	pal	pet	pin	pot	put
	pap	pen	pit	pol	pup
	pat	pep	pig	pod	pug
	pad	pel	pip	pop	pub



Blend the sound of each consonant with the short vowel sound to make words or made-up words.




	ǎ	ĕ	ĭ	ŏ	ŭ
<b>r</b>	ra	re	ri	ro	ru
	rat	ret	rib	rot	rub
	ram	rep	rig	rof	run
	rad	rem	rip	rop	rut
	ran	rex	rim	rod	rug

## Chart 2B: Single-Sound Consonants 't' and 'v' with Short Vowel Sounds.

Remember: to blend is to put letter sounds together to read words or made-up words, e.g.: tāāā = tā-tān; tēēē = tē - tēn; tīīī = tī - tīp; tōōō = tō - tōp; tūūū = tū - tūb.




Blend the sound of each consonant with the short vowel sound to make words or made-up words.

	ă	ě	ĩ	õ	ũ
  <b>t</b>	ta	te	ti	to	tu
	tab	tet	tic	tod	tub
	tap	tex	tin	top	tug
	taj	teg	tit	tom	tum
	tan	ten	tip	ton	tuz
	tax	tes	til	tog	tux



Blend the sound of each consonant with the short vowel sound to make words or made-up words.

	ă	ě	ĩ	õ	ũ
  <b>v</b>	va	ve	vi	vo	vu
	vat	vet	vim	vog	vug
	vap	vep	vig	vop	vum
	van	veg	vid	voz	vuz
	val	vex	viz	vow	vox

## Chart 2B: Single-Sound Consonants 'w' and 'z' with Short Vowel Sounds.

Remember: to blend is to put letter sounds together to read words or made-up words, e.g: wǎǎ = wǎ - wǎn; wěě = wě - wět; wĩĩ = wĩ - wĩn; wõõ = wõ - wõn; wũũ = wũ - wũp.



Blend the sound of each consonant with the short vowel sound to make words or made-up words.

  <b>W</b>	ǎ	ě	ĩ	õ	ũ
	wa	we	wi	wo	wu
	wan	web	win	won	wup
	wad	wet	wiz	wot	wul
	wag	wen	wit	wow	wut
	wax	wed	wig	wob	wuz



Blend the sound of each consonant with the short vowel sound to make words or made-up words.



<b>Z</b>	ǎ	ě	ĩ	õ	ũ
	za	ze	zi	zo	zu
	zad	zed	zin	zod	zut
	zap	zen	zip	zof	zup
	zax	zep	zit	zot	zul
	zag	zef	zig	zom	zud

## Chart 2B1: Summary Chart




Blend the single-sound consonants with the short vowel sounds.

	ă	ě	ĩ	õ	ũ
b	ba	be	bi	bo	bu
f	fa	fe	fi	fo	fu
h	ha	he	hi	ho	hu
j	ja	je	ji	jo	ju
k	ka	ke	ki	ko	ku
l	la	le	li	lo	lu
m	ma	me	mi	mo	mu
n	na	ne	ni	no	nu
p	pa	pe	pi	po	pu
r	ra	re	ri	ro	ru
t	ta	te	ti	to	tu
v	va	ve	vi	vo	vu
w	wa	we	wi	wo	wu
z	za	ze	zi	zo	zu

## Chart 2C: Introduction to Words with Short Vowel Sounds




Read each of these words. Say the short sound for the vowels.

A ă as in 

ant	amp	act	mat	sat	bag
rap	nap	nag	lag	fat	hat
cab	cat	ran	fad	dad	ban

E ě as in 

end	*egg	*ebb	men	den	jet
*ell	elf	elk	bet	get	ten
elm	*err	eld	hen	led	web

I ĩ as in 

in	*ill	if	sip	win	*bill
sim	pit	lid	pit	*till	tilt
min	nit	hid	hip	bin	sit

O ɔ as in 

odd	off	oft	hot	dog	mop
cob	job	lob	top	ton	rob
fog	fox	not	dot	box	pop

U ũ as in 

up	ump	us	cut	sum	nut
cub	hub	tub	mud	sub	rut
bus	Jut	gut	pun	nun	fun

A syllable is a single spoken sound that usually contains a vowel and consonant(s). There are six types of syllables. See **Unit 5** to learn more about syllables.

Words ending with double consonants also say the short vowel sound as in ell, err, bill, till and off.

A **Closed Syllable** has one short vowel sound closed by one or more consonants at the end.

An **Open Syllable** ends with a long vowel sound.

## Chart 2D: Changing the Vowel Sounds with the Magic/Silent E

A Magic/Silent E syllable has a long vowel sound and ends with a silent e. The Magic E added to a 'closed-syllable word' changes the vowel from short to long vowel sounds, e.g. at (a- short vowel sound)—ate (a- long vowel sound).



Read the words in pairs. Listen to how the vowel sound changes.

### ă - ā

ăt	ā <del>t</del> e	mat	mate	bar	bare
rap	rape	nap	nape	bat	bate
mat	mate	car	care	fat	fate
rat	rate	hat	hate	ban	bane
fad	fade	can	cane	gat	gate

Adding the silent 'e' causes the short vowel sound in closed syllable words to change the long sound, thereby creating a new word.

### ĭ - ī

bĭn	bī <del>n</del> e	mil	mile	slid	slide
slim	slime	spit	spite	bit	bite
min	mine	kit	kite	hid	hide
fin	fine	win	wine	bill	bile
pin	pine	till	tile	tin	tine
hip	hype	dim	dime	sit	site

ō - ō

ōr	ōrē	cop	cope	top	tope
cod	code	lob	lobe	pop	pope
fog	forge	not	note	ton	tone
hon	hone	mop	mope	rob	robe

ū - ū

cūb	cūbē	plum	plume	must	muse
mut	mute	duck	duke	fuss	fuse
cut	cute	dud	dude	run	rune
tun	tune	dun	dune	sudd	sued
tub	tube	hug	huge	hum	hue

**Chart 2D1: Changing the Open Syllable Words to Closed Syllable Words.**

Remember, an 'Open Syllable' word often ends with a long vowel sound and is spelt with a single vowel, without any consonant at the end, e.g. *be, he, me, we, she, hi, no, go* and *she*.

In some open-syllable words, adding consonants changes the vowel sound from long to short, changing them from open to closed syllables, e.g. *he* changes to *hen, help* or *herd*, and *she* changes to *shed, shelf, or shew*.



In each row below, sound out the open syllable word, then the closed syllable words. Listen to the change in vowel sounds.

Open Syllable	Closed syllable
<i>be</i>	bet, ben, bed, bell, belt, bent, best, beck, belch
<i>he</i>	hen, hem, hex, hell, helm, heck, herb, help, herd
<i>me</i>	met, men, med, melt, mess, mesh
<i>we</i>	wet, web, wed, went, weld, well, welk, welp, welt, west
<i>she</i>	shed, shell, shelf, shelter
<i>hi</i>	hill, hint, hit, him, hid, hip
<i>no</i>	not, non, now, nod, norm, notch, north
<i>go</i>	got, gosh, golf, gorp, gobs, goll
<i>so</i>	sod, sob, sop, son, sot, sox
<i>pro</i>	prop, prom, prod, prog, prong
<i>ski</i>	skip, skill, skin, skid, skim, skit

**Exceptions:**

In these open-syllable words, the sounds are not long but are modified or stressed, short sounds.

spa	do
bra	the
to	who
two	

# Unit 3:

## Let's Rhyme with Word Families

Word patterns are the sequences or patterns within words that are made up of both vowels and consonants, e.g. CVC, CVVC and CVCC.  
Rhyming words can fall into various word patterns.

### (1) Rhyming with CVC Words

**CVC-** CVC words are words that are made up of a **consonant, vowel and consonant**, e.g. cat, mat and lit.

CAT: C is the consonant, A is the vowel, and T is the consonant.

### (2) Rhyming with CVVC Words

**CVVC-** CVVC words are four-letter words where the first letter is a **consonant**, followed by **two vowels**, and then ending with a **consonant**, e.g. bail, boar, peal and feel.

BAIL: B is the consonant, A and I are the vowels, and L is the consonant.

### (3) Rhyming with CVCC Words

**CVCC-** CVCC words are four-letter words where the first letter is a **consonant**, followed by a **vowel and two consonants**, e.g. ring, lick, most and jump.

RING: R is the consonant, I is the vowel and N and G are the two consonants.

## Chart 3A: CVC Words-Rhyming with Short 'a' Vowel Sound

CVC words that rhyme have the same short vowel sound in the middle and the same consonant sound at the end. That's what makes them rhyme. Rhyming words have a different consonant sound at the beginning but same end sound.



Listen to someone read the rhyming words, and then try reading them on your own.

'am' Family					
<b>Words</b>	dam	ham	jam	Pam	ram
	Sam	yam	gam	fam	bam
<b>Made up words</b>	kam	nam	vam	wam	zam
'an' Family					
<b>Words</b>	ban	can	Dan	fan	man
	pan	ran	tan	van	nan
<b>Made up words</b>	gan	han	jan	san	zan
'at' Family					
<b>Words</b>	bat	cat	fat	hat	mat
	Pat	rat	sat	vat	tat
<b>Made up words</b>	dat	jat	lat	nat	yat
	zat				

## Chart 3A: CVC Words-Rhyming with Short 'a' Vowel Sound

**Remember:** CVC words that rhyme have the same short vowel sound in the middle and the same consonant sound at the end. That's what makes them rhyme. Rhyming words have a different consonant sound at the beginning but the same end sound.



Listen to someone read the rhyming words, and then try reading them on your own.

'ad' Family					
<b>Words</b>	cad	dad	sad	pad	
	had	lad	rad	tad	
<b>Made up words</b>	zad	nad	jad	kad	vad
'ap' Family					
<b>Words</b>	cap	lap	map	nap	sap
	tap	gap	bap	dap	hap
<b>Made up words</b>	vap	kap	wap		
'ag' Family					
<b>Words</b>	bag	rag	tag	wag	sag
	nag	hag	fag	lag	mag
<b>Made up words</b>	kag	dag	pag	vag	kag

## Chart 3B: CVC Words-Rhyming with Short 'e' Vowel Sound

**Remember:** CVC words that rhyme have the same short vowel sound in the middle and the same consonant sound at the end. That's what makes them rhyme. Rhyming words have a different consonant sound at the beginning but the same end sound.



Listen to someone read the rhyming words, and then try reading them on your own.

'ed' Family					
<b>Words</b>	bed	fed	led	med	red
	wed	Ted	Ned		
<b>Made up words</b>	ced	ded	ged	hed	jed
	sed	ved	yed		
'en' Family					
<b>Words</b>	Ben	den	hen	pen	ten
	Yen	men	Jen	zen	fen
<b>Made up words</b>	cen	len	nen	sen	ven
'et' Family					
<b>Words</b>	bet	get	jet	let	met
	net	pet	set	vet	wet
	yet				
<b>Made up words</b>	cet	fet	ket	tet	zet

## Chart 3B: CVC Words-Rhyming with Short 'e' Vowel Sound

**Remember:** CVC words that rhyme have the same short vowel sound in the middle and the same consonant sound at the end. That's what makes them rhyme. Rhyming words have a different consonant sound at the beginning but the same end sound.



Listen to someone read the rhyming words, and then try reading them on your own.

'eg' Family					
<b>Words</b>	beg neg	keg reg	leg seg	meg teg	peg veg
<b>Made up words</b>	ceg jeg	deg weg	feg yeg	geg zeg	heg
'em' Family					
<b>Words</b>	gem	hem	rem		
<b>Made up words</b>	bem pem yem	dem sem zem	kem tem	lem vem	nem wem

## Chart 3C: CVC Words-Rhyming with Short 'i' Vowel Sound

**Remember:** CVC words that rhyme have the same short vowel sound in the middle and the same consonant sound at the end. That's what makes them rhyme. Rhyming words have a different consonant sound at the beginning but the same end sound.



Listen to someone read the rhyming words, and then try reading them on your own.

'it' Family						
<b>Words</b>	bit git zit	fit nit	hit pit	kit sit	lit wit	
<b>Made up words</b>	dit	mit	jit	rit	vit	yit
'in' Family						
<b>Words</b>	bin pin	din sin	fin tin	gin win	kin yin	
<b>Made up words</b>	hin	lin	nin	rin		
'ig' Family						
<b>Words</b>	big nig	dig pig	fig rig	gig wig	jig zig	
<b>Made up words</b>	hig	kig	mig	vig	yig	
'id' Family						
<b>Words</b>	bid mid	did rid	hid Sid	kid fid	lid	
<b>Made up words</b>	jid wid	nid zid	pid	qid	tid	
'ip' Family						
<b>Words</b>	dip rip	hip sip	kip tip	lip yip	nip zip	
<b>Made up words</b>	bip	fip	mip	qip	vip	

## Chart 3D: CVC Words-Rhyming with Short 'o' Vowel Sound

**Remember:** CVC words that rhyme have the same short vowel sound in the middle and the same consonant sound at the end. That's what makes them rhyme. Rhyming words have a different consonant sound at the beginning but the same end sound.



Listen to someone read the rhyming words, and then try reading them on your own.

'og' Family					
<b>Words</b>	bog	cog	dog	fog	hog
	jog	log	sog	tog	
	mog				
<b>Made up words</b>	gog	kog	pog	vog	yog
'op' Family					
<b>Words</b>	bop	cop	hop	mop	pop
	sop	top	dop	fop	lop
<b>Made up words</b>	gop	jop	nop	rop	vop
'ot' Family					
<b>Words</b>	cot	dot	hot	jot	lot
	mot	pot	rot	sot	tot
<b>Made up words</b>	fot	vot	yot		
'ob' Family					
<b>Words</b>	Bob	cob	job	lob	
	mob				
	rob	sob	hob	fob	gob
<b>Made up Words</b>	tob	tob	vob	wob	zob
'ox' Family					
<b>Words</b>	box	Cox	dox	fox	lox
	pox	tox	vox	hox	
<b>Made up Words</b>	gox	jox	mox	nox	
	rox	sox	wox	yox	zox

## Chart 3D: CVC Words-Rhyming with Short 'u' Vowel Sound

**Remember:** CVC words that rhyme have the same short vowel sound in the middle and the same consonant sound at the end. That's what makes them rhyme. Rhyming words have a different consonant sound at the beginning but the same end sound.



Listen to someone read the rhyming words, and then try reading them on your own.

'ug' Family					
<b>Words</b>	bug	dug	hug	jug	lug
	mug	rug	tug	pug	nug
<b>Made up words</b>	cug	sug	gug	kug	
'un' Family					
<b>Words</b>	bun	fun	gun	nun	pun
	run	sun	dun	tun	mun
<b>Made up words</b>	cun	hun	jun	kun	
	von	wun	yun		
'ut' Family					
<b>Words</b>	but	cut	gut	hut	nut
	put	rut	jut	mut	tut
<b>Made up words</b>	dut	fut	kut		
	sut	vut	wut		
'um' Family					
<b>Word</b>	gum	hum	mum	rum	sum
	yum	tum	vum		
<b>Made up Word</b>	fum	jum	lum	num	pum
	wum	zum			
'ub' Family					
<b>Word</b>	bub	cub	dub	hub	pub
	rub	sub	tub	nub	
<b>Made up Word</b>	fub	gub	jub	lub	mub
	vub	wub	yub	zub	

## Chart 3F: Rhyming with CVVC Words

**Remember:** CVVC words that rhyme have the same vowel sound in the middle and the same consonant sound at the end.

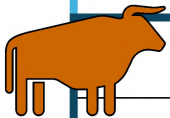
The vowels in the middle of CVVC are digraphs, so they make one sound, e.g. **ai** makes the long 'a' sound, and **ea** makes the long 'e' sound.



Listen to someone read the rhyming words, and then try reading them on your own.



'ail' Family					
	bail	fail	hail	jail	mail
<b>Words</b>	nail	pail	rail	sail	tail
	vail	Gail	wail		
<b>Made up words</b>	cail	dail	yail	zail	



'eat' Family					
	beat	feat	heat	meat	neat
<b>Words</b>	seat	teat			
	ceat	deat	geat	jeat	keat
<b>Made up words</b>	leat	reat	veat	weat	yeat
	zeat				

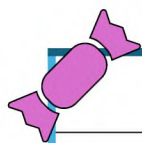
## Chart 3G: Rhyming with CVVC Words

**Remember:** CVVC words that rhyme have the same short vowel sound in the middle and the same consonant sounds at the end.

The vowels in the middle of CVVC are digraphs, so they make one sound, e.g. **or** makes the long 'o' sound, and **ee** makes the long 'e' sound.



Listen to someone read the rhyming words, and then try reading them on your own.



### 'eel' Family

<b>Words</b>	feel keel	heel	peel	reel
<b>Made up words</b>	beel	ceel	deel	geel
	leel	meel	neel	seel
	weel	yeel	zeel	



### 'oar' Family

<b>Words</b>	boar	roar	soar	hoar	
<b>Made up words</b>	coar	doar	foar	goar	joar
	koar	noar	poar	moar	toar
	voar	woar	yoar	zoar	

## Chart 3H: Rhyming with CVCC Words

**Remember:** CVCC words that rhyme have the same short vowel sound in the middle and consonant sounds at the end.



Listen to someone read the rhyming words, and then try reading them on your own.



'ang' Family				
<b>Words</b>	bang	dang	fang	gang
	hang	pang	rang	sang
	tang	yang	mang	vang
<b>Made up words</b>	cang	jang	nang	zang



'and' Family					
<b>Words</b>	band	hand	rand	sand	wand
<b>Made up words</b>	cand	dand	fand	gand	jand
	kand	mand	nand	pand	tand
	vand	yand	zand		



'ast' Family				
<b>Words</b>	bast	cast	fast	last
	mast	past	vast	hast
<b>Made up words</b>	dast	gast	jast	nast
	rast	tast	yast	zast

## Chart 3I: Rhyming with CVCC Words

**Remember:** CVCC words that rhyme have the same short vowel sound in the middle and the same consonant sounds at the end.



Listen to someone read the rhyming words, and then try reading them on your own.



'ell' Family					
<b>Words</b>	bell	cell	dell	fell	hell
	jell	sell	tell	well	yell
<b>Made up words</b>	gell	kell	lell		
	pell	rell	zell		



'est' Family					
<b>Words</b>	best	fest	jest	nest	pest
	rest	test	vest	west	zest
<b>Made up words</b>	cest	dest	hest	kest	
	mest	sest			






'end' Family					
<b>Words</b>	bend	fend	lend	mend	pend
	send	tend	rend	vend	wend
<b>Made up words</b>	dend	gend	hend	jend	nend
	yend	zend			

## Chart 3J: Rhyming with CVCC Words

**Remember:** CVCC words that rhyme have the same short vowel sound in the middle and the same consonant sounds at the end.



Listen to someone read the rhyming words, and then try reading them on your own.

'ing' Family						
	<b>Words</b>	Bing	ding	king	ping	ring
		sing	wing	Ming	zing	ting
	<b>Made up words</b>	fing	ging	hing	jing	ning
		ving				
'ick' Family						
	<b>Words</b>	Dick	kick	lick	Mick	Nick
		pick	Rick	sick	tick	wick
	<b>Made up words</b>	bick	cick	fick	gick	
		jick	vick	yick	zick	
'ill' Family						
	<b>Words</b>	Bill	fill	gill	hill	Jill
		kill	dill	mill	pill	sill
		till	will	rill		
<b>Made up words</b>	lill	vill	yill			

## Chart 3K: Rhyming with CVCC Words

**Remember:** CVCC words that rhyme have the same short vowel sound in the middle and the same consonant sounds at the end.



Listen to someone read the rhyming words, and then try reading them on your own.



### 'ost' Family

<b>Words</b>	cost	host	most	post
<b>Made up words</b>	bost	fost	jost	kost
	nost	rost	sost	tost
	wost	yost	zost	



### 'uck' Family

<b>Words</b>	buck	duck	guck	huck	luck
<b>Made up words</b>	muck	puck	tuck	yuck	ruck
	quck	vuck	wuck	zuck	














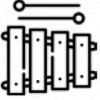




















### 'ump' Family

<b>Words</b>	bump	dump	hump	jump	lump
<b>Made up words</b>	pump	rump	tump	sump	
	cump	fump	gump	kump	
	mump	nump	qump	vump	

# Unit 4:

## Let's Learn Consonants and their Sounds

Remember, there are twenty-one consonants. Fourteen consonants have a single sound, and seven consonants have multiple sounds (see Chart 1D).















14 Consonants with One Sound:		7 Consonants with Two or More Sounds:			
 bat	 nut	c	 cat	 circus	
 fan	 pen	g	 gate	 gift	
 hat	 run	x	 axe	 xylophone	 exit
 jar	 tea	s	 sun	 bugs	 sugar
 key	 van	y	 yard	 fly	 family
 lamp	 watch	d	 door	 bridge	 cooked
 moon	 zoo	q	 quake	 bouquet	

## Chart 4A: Single Sound Consonants

14 letters in the English alphabet make only one sound. These letters are d, f, h, j, k, l, m, n, p, r, t, v, w and z.



Read the chart. Say the sounds.

<b>b</b>	as in bird		<b>n</b>	as in nurse	
<b>f</b>	as in fish		<b>p</b>	as in pot	
<b>h</b>	as in house		<b>r</b>	as in robot	
<b>j</b>	as in jaguar		<b>t</b>	as in teeth	
<b>k</b>	as in key		<b>v</b>	as in vegetables	
<b>l</b>	as in lips		<b>w</b>	as in watermelon	
<b>m</b>	as in mango		<b>z</b>	as in zoo	

## Chart 4B: Hard and Soft 'c' Sound

The letter 'c' in the English alphabet makes two different sounds: a hard 'c' sound, /k/ as in 'cat', or a soft 'c' sound, /s/ as in 'cent'. The sound it makes depends on the letter that follows it.



First, read the rules and make the sound of the letter, then read the words.

### Hard 'c' Sound



When 'c' goes before the vowels 'a', 'o' or 'u', the hard 'c' sound, /k/ is made.

cat	cap	cab	cart	cake	cane
cast	cord	cup	cut	curb	core
cuff	cob	cog	cot	code	comb
cold	cone	come	because	according	

### Soft 'c' Sound



When 'c' goes before the vowels 'e', 'i' or the letter 'y', the soft 'c' sound, /s/ is made.

cell	cent	cement	center	dance	face
bounce	ice	slice	acid	cinema	city
decide	icing	pencil	recipe	fancy	spicy
juicy	mercy	emergency			

In some words, both the hard and soft 'c' sounds can be heard or made.

circus	success	circulate	clearance	bicycle
recycle	reconcile	vacancy	cancel	certificate

### Exception for letter 'c'

The letter 'c' can also make the hard 'c' sound, /k/, when the letter *e* follows *c*. For example, *soccer*:

The 'c' is silent in certain English words, like 'scissors' and 'muscle', because it used to be pronounced in the original Latin or French word.

## Chart 4C: Hard and Soft 'g' Sound

The letter 'g' in the English alphabet has two different sounds: a hard 'g' sound, as in a glass, and a soft 'g' sound, as in gem.



First, read the rules and make the sound of the letter, then read the words.

### Hard 'g' Sound

When 'g' goes before the letters a, o or u, the hard 'g' sound, /g/ is made.

game	gas	gate	gossip	gum
angle	ago	go	gaze	good
leg	Guyana	shaggy	hungry	frog
guest	guinea	guilt	jug	peg

### Soft 'g' Sound

Usually, when the letter 'g' goes before 'e', 'i', or 'y', the soft 'g' sound, /j/, is made.

genius	germs	genie	gents	budget
badge	magic	giant	vigil	logic
rigid	digit	energy	stingy	clergy
gym	edgy			

In some words, both the hard and soft 'g' sounds can be heard or made.

gauge	ginger	gigantic	gorgeous	garage
-------	--------	----------	----------	--------

### Exception for letter 'g'

In words like girl, gift, get, give, gigantic and geese, the letter 'g' is followed by the vowels 'i' and 'e', but it makes the hard 'g' sound, /g/, not the soft 'g' sound, /j/.

## Chart 4D: Letter X

The letter X does not have any sound of its own; it is pronounced with a sound created by a combination of different letters.



First, read the rules and make the sound of the letter, then read the words.



### Letter X

'x' - says /ks/ mostly in the middle and at the end of words.

axe	annex	apex	box	cervix
fix	fox	hoax	pox	suffix
tax	axis	maxi	taxi	text
axle	next			

'X' says /z/ at the beginning of words.

xenophobia	xerox	xylophone
------------	-------	-----------



'X' says /gz/ after 'e' in words.

exam	exact	exert	exit	exile
exist	exhibit			

## Chart 4E: Letter S

The letter 's' makes 4 sounds and 1 combined sound. For example, sun, is, Asia, sugar, and instrument (The 's' sound in the word 'instrument' is a combination of t and s/ ts/.)



First, read the rules and make the sound of the letter, then read the words.

### Letter S

The most common sound of 's' makes the /s/ sound.

small	sand	spa	smile	spell	slip
speaks	spider	dose	busts	mister	fast

Usually, when 's' comes after a vowel, an 's' or a voiced consonant, it makes the /z/ sound.

was	beds	raise	logs
visit	easy	moves	
confuse	clothes	reason	woods

's' sometimes makes the /sh/ sound.

sugar	sure	tissue	pressure
-------	------	--------	----------

's' can also make the /zh/ sound.

measure	treasure	vision
---------	----------	--------

's' sometimes makes a combined /ts/ sound.

ensor	instrument	constable
-------	------------	-----------

The voiced consonants are b, d, g, l, r, m, n, v, z. (Note: Voiced consonants require the use of the vocal cords to produce their sounds). Place a finger on your throat, as you pronounce the words with the letters, you will feel the vibration of your vocal cords.

## Chart 4F: Letter Y

The letter 'y' is a consonant, but at times, it can act as a vowel. When it acts as a vowel, the sound is borrowed. The long 'e' and long 'i' sounds are the most common sounds that the vowel 'y' borrows.

The letter 'y' also borrows the short 'i' sound. It is usually made when the letter 'y' is in the middle of a word.



First, read the rules and make the sound of the letter, then read the words.

The letter 'y', when used as a consonant, says /yuh/. Usually, we hear the /yuh/ sound at the beginning of words.

yes	yard	yet	yarn	yawn
yell	yolk	yacht	yelp	yesterday
young	yellow	yoghurt		

Sometimes, the letter 'Y' says the long 'i' sound, /ī/, at the end of words, which are mostly monosyllabic (one-syllable words).

cry	my	fry	buy	fly	guy
ply	reply	spy	comply	why	supply
sly	try	dry			

Sometimes, the letter 'Y' says the long 'e' sound /ē/ at the end of some multisyllabic words (more than one syllable).

family	tiny	country	fussy	candy
pantry	city	quickly	fully	wholly
heavy	puppy	daddy	lady	happy
fluffy	sleepy	pushy	muddy	oily

'Y' says the short 'i' sound /ɪ/ in the middle of the words.

hymn	gym	myth	calypso	lyric
crystal	symbol	cymbals	system	

The letter 'y' makes different sounds depending on where it is found in a word.

## Chart 4G: Letter D

The letter 'd' by itself produces two sounds, /d/ and /j/. When the vowel 'e' is placed before the letter 'd', it makes the /t/ sound.



First, read the rules and make the sound of the letter, then read the words.

**The most common sound of letter d is /d/ as in duck**

dad	door	duck	doctor
dark	had	mad	glad
candle	dog	paddle	hand

**When 'd' is before 'g', it sounds /j/.**

edge	badge	bridge	*fridge
lodge	ledge	hodge	budge
nudge	wedge		

The Letter 'd' - may also be silent when it comes before the letters 'g, e'. E.g, fridge.

**When the vowel 'e' is placed before the letter 'd', it makes the /t/ sound in words with 'f', 'k', 'p', 'x', or 'sh'.**

cooked	booked	hacked	backed
licked	dropped	stopped	kissed
perished	stuffed	golfed	puffed
boxed	taxed		

## Chart 4H: Letter Q

The letter 'q' is special: it needs help to make its sound it also borrows other letter sounds. In most English words containing the letter 'q', the letter 'q' is often followed by the vowel 'u' to help it make its sound.

The letter q makes two sounds. The first sound is /kw/, as in queer. The second sound is /k/, as in plaque.



First, read the rules and make the sound of the letter, then read the words.

**The English language has many borrowed elements.**

### Letter Q

The letter 'q' makes a /k/ sound, but when it is paired with the letter 'u', the sound that is made is /kw/. The /kw/ sound is made in the beginning and the middle of some words.

**sometimes 'qu' says /kw/**

quack	acquisition	quick	question
aqua	adequate	acquaint	acquire
delinquent	query	quarantine	quarry
request	consequent	quake	equal
acquit	equity	queen	square

The letter 'q' makes the /k/ sound when 'qu' comes at the end of a word and is followed by the letter 'e'.

antique	liqueur	briquette	plaque
etiquette	lacquer	applique	cheque
bouquet	conquer	oblique	clique

Exception: In rare cases, 'Q' appears without 'u' and makes the /k/ sound. For example, 'Qatar' and 'Qabala'.

## Chart 4I: Doubling Consonants

Several consonant letters are often doubled, for example, b, c, d, g, l, m, n, p, r, s, and t. A double consonant usually makes one sound.



Read the words.

Bb	cc	dd	gg	ll	mm
abba	occupy	paddle	bagged	fall	bummer
abbot	occur	paddy	beggar	fill	comma
bobby	raccoon	ridden	begged	folly	commit
bubble	soccer	riddle	bigger	frill	common
bubbly	succeed	rudder	biggie	full	dummy
cabby	success	saddle	bugged	golly	femme
chubby	succumb	sudden	dagger	ill	gemma
dubbed	tobacco	teddy	digger	jolly	gummy
hobby	vaccine	toddy	doggy	kill	hammer


nn	pp	rr	ss	tt
anna	cripple	lorry	excess	attach
annex	dipping	marred	floss	attic
annoy	floppy	marry	fossil	battle
annul	guppy	merry	fuss	batty
banned	happen	morrow	fussy	better
banner	happy	myrrh	gassy	bitty
benny	hippo	narrows	gossip	bottom
bunny	hippy	parrot	grass	britt
canned	hopper	perry	guess	butte
canny	kappa	worry	hiss	button









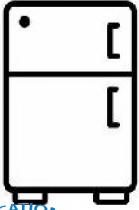

Exception: sometimes, when the vowel 'o' precedes the 'll', it makes the long sound

roll, poll, toll, droll, wholly

# Unit 5:

## Let's Learn Syllables in Spoken Words

Words are made up of syllables. We can clap our hands  for each syllable when we say a word.

<p>Clap out the word. How many beats do you hear?</p> <p><b>cat</b></p>		
<p>Clap out the word. How many beats do you hear?</p> <p><b>toothbrush</b></p>		
<p>Clap out the word. How many beats do you hear?</p> <p><b>bicycle</b></p>		
<p>Clap out the word. How many beats do you hear?</p> <p><b>television</b></p>		
<p>Clap out the word. How many beats do you hear?</p> <p><b>refrigerator</b></p>		

## Syllables

A **syllable** is a word-part that has one vowel sound. There are six different types of syllables: Open Syllables, Closed Syllables, Magic/Silent E, R controlled, vowel teams and consonant + le.

A **Closed Syllable** has one short vowel sound that is enclosed at the end by one or more consonants. For example, ban, flat, match, and for/get. (In some words, like *forget*, you may have more than one syllable; in this case, both syllables are closed syllables).

An **Open Syllable** ends with a long vowel sound. For example, *be*, *he*, *hi* and *she*.

Unlike the word 'forget', the word 'remember' has three syllables: *re-mem-ber*. 're' - is an open syllable; the vowel *e* says the long sound, while 'mem' and 'ber' end with a consonant, so the *e* says the short sound.

**Note:** Some words have only one syllable. A one syllable word is never divided because there is only one vowel sound.



Listen as the teacher reads. Read the chart on your own. Clap to find the number of syllables in each word.

### Chart 5A: One-syllable Words



ban	tar	fat	lay	match	jazz
red	den	net	*tear	the	shell
did	bit	tip	*raid	fish	miss
ton	on	not	bend	pink	off
run	cup	up	sap	flat	burr

Vowel digraphs have one sound. Words such as *tear* and *raid* have one vowel sound, a short or a long sound.



Listen as the teacher reads. Read the chart on your own. Clap to find the number of syllables in each word.

### Chart 5B Two-syllable Words



bod-y*	re-ward	ex-am	hap-py*	rab-bit
mom-my*	for-get	plas-tic	cot-ton	pen-cil
sis-ter	nap-kin	un-til	wo-man	win-dow

Each syllable has one vowel sound. 'y' acts as a vowel. 'ow' is a vowel digraph, so it says one vowel sound.



Listen as the teacher reads. Read the chart on your own. Clap to find the number of syllables in each word.

### Chart 5C Three-syllable Words



re-mem-ber	hap-pi-ness	fam-i-ly	en-er-gy	ho-li-day
el-e-phant	cal-cu-late	com-pu-ter	bi-cy-cle	cap-i-tal
mag-net-ic	bas-ket-ball	*ba-na-na	li-bra-ry	pi-a-no

The word banana has the same vowels at the end of the syllables, but the syllables are not open. The vowel in the middle syllable has a stressed sound. The vowel 'a' in 'ba' says a special vowel sound /uh/, the vowel 'a' in 'na' (second syllable) has long stressed aaa, while the sound 'na' (last syllable) says a special vowel sound /uh/. Its pronunciation is 'buh' + 'NAA' + 'nuh'.

### Chart 5D Four-syllable Words



el-e-va-tor*	cal-cu-la-tor*	au-to-mat-ic
trans-por-ta-tion*	hel-i-cop-ter*	ter-ri-to-ry
or-di-nar-y*	pe-rim-e-ter*	e-lim-i-nate
ca-ter-pil-lar*	dic-tion-ar-y*	e-vac-u-ate
wa-ter-me-lon*	pop-u-la-tion	tel-e-vi-sion

R-Controlled Syllables have one vowel followed by an r. The vowel is not long nor short. The vowel is controlled by the r. Examples of r-controlled vowels are ar, er, ir, or and ur.



Listen as the teacher reads. Read the chart on your own. Clap to find the number of syllables in each word.

### Chart 5E Five-syllable Words

ab-bre-vi-a-tion

hip-po-pot-a-mus

im-ag-i-na-tion

re-frig-er-a-tor

veg-e-tar-i-an

al-pha-bet-i-cal

u-ni-ver-si-ty

ge-o-met-ri-cal

ac-cel-er-a-tion

ty-ran-no-sau-rus

con-grat-u-la-tion

mul-ti-pli-ca-tion

caf-e-te-ri-a

an-ni-ver-sa-ry

math-e-mat-i-cal

A vowel can stand alone in a syllable. The vowel sound may be long or short.



Practice your skills with bigger words

### Chart 5F Six-syllable Words

un-ge-o-met-ri-cal

un-der-pro-duc-tion

in-vis-i-bil-i-ty

im-pos-si-bil-i-ty

al-pha-bet-i-cal-ly

de-ac-cel-er-a-tion

in-ter-rog-a-to-ry

con-grat-u-la-to-ry

o-ver-stim-u-la-tion

ac-cel-er-a-to-ry

ac-ces-si-bil-i-ty

ge-o-met-ri-cal-ly

ac-count-a-bil-i-ty

pre-med-i-ta-tive-ly



Listen as the teacher reads. Read the chart on your own. Clap to find the number of syllables in each word.

Compound words are made up of two or more syllables.

### Chart 5G Compound Words

cob-web	sun-shine*	cup-cake*	gold-fish
hot-dog	air-port	some*-thing	some-where
in-side*	lip-stick	key-board	out-side*
cow-boy	feed-back	rain-bow	watch-man
waste*-bin	news-room	head-phone*	foot-ball

When 'e' is the last letter in a word, and there's only one other vowel in that syllable, the first vowel in that syllable is usually long and the 'e' is silent. This syllable-pattern is called 'vowel-consonant-e'.

## Rules for Syllablicating Words

### Chart 5H: Words with Double Consonants in the Middle



Listen as the teacher reads. Read the chart on your own. Clap to find the number of syllables in each word.

When a word has double consonants in the middle, split the word between the two consonants.

kit-ten	din-ner	kit-ten	pep-per
mat-ter	rub-ber	run-ner	man-ner
hel-lo	hic-cup	rub-bish	big-ger
sum-mer	cof-fee	pup-pet	but-ter

Separate between double consonants. In most cases the syllables are closed.

## Chart 5I: Words with Vowel Digraphs



Listen as the teacher reads. Read the chart on your own. Clap to find the number of syllables in each word.

When a syllable contains two vowels and one is silent, keep the vowel pair in the same syllable.

de-rail	mai-den	bait-ed	ceil-ing
re-ceipt	re-ceive	lei-sure	sei-zure
coo-kie	be-cause	dye-ing	ar-mies
de-gree	a-sleep	be-lieve	in-stead

Remember:  
a vowel digraph has one vowel sound, example: ai - long 'a' sound.

## Chart 5J: Words with Two Vowels Together, Each with Individual Sounds.



Listen as the teacher reads. Read the chart on your own. Clap to find the number of syllables in each word.

When a word has two vowels and each has their own sound, divide the word between the vowels.

bi-as	gi-ant	blu-ish	re-act
flu-id	ne-on	ri-ot	du-et
di-et	cre-ate	po-et	qui-et
di-al	cli-ent	di-al	flu-ent
du-al	li-on		

In most words like these, the vowel before the separation makes the long sound.

## Chart 5K: Words with Consonant Blends



Listen as the teacher reads. Read the chart on your own. Clap to find the number of syllables in each word.

When words contain a consonant blend, keep the blend together within the same syllable.

ta-ble	cray-on	blan-ket	pre-tend
pre-fer	can-dle	dra-gon	tri-ple
stum-ble	tra-vel	in-stant	trac-tor
glo-bal	tram-ple	blue-tooth	plen-ty
glu-ten	clev-er	gram-mar	spleen-did
flow-er	brit-tle	greet-ing	clo-ver
fla-min-go	frag-ment	cle-ver	

A consonant blend is formed when 2 consonants are next to each other in a word. They make their own sound.

## Chart 5L: Words with Consonant Digraphs



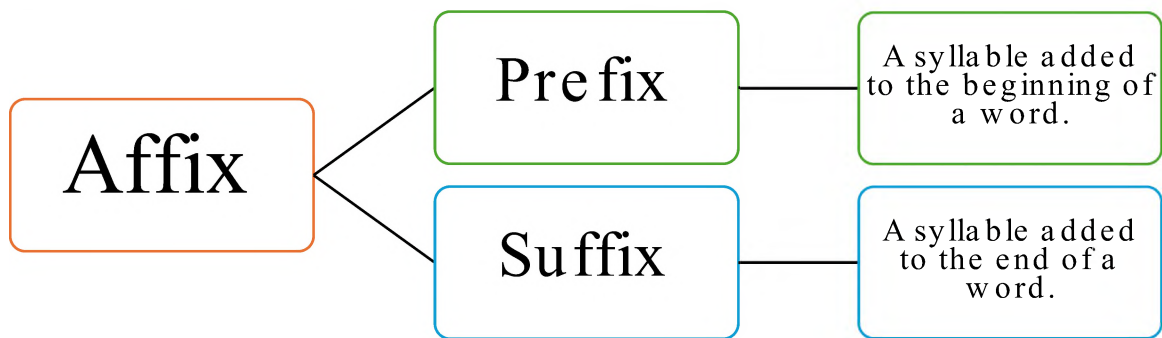
Listen as the teacher reads. Read the chart on your own. Clap to find the number of syllables in each word.

When words contain a consonant digraph, keep the digraph together within the same syllable.

meth-ane	tech-nique	chick-en	whis-per
weath-er	smooth-ie	show-er	al-pha-bet
an-them	north-ern	shop-per	feath-er
leath-er	au-tho-rise	e-le-phant	mi-cro- <b>ph</b> one
an-chor	pho-to-graph	cha-pel	phar-ma- <b>cy</b>
cha-ri-ty	washer	nephew	

Remember: a consonant digraph are two or more consonants that, together, represent one sound.

## Chart 5M: Words with Affix



Listen as the teacher reads. Read the chart on your own. Clap to find the number of syllables in each word.

When words have affixes -prefixes or suffixes, divide the word between the base word and the affix.

When words have prefixes, divide the word between the prefix and the base word.

un-safe	un-re-li-able	non-sense	mis-un-der-stood
dis-a-gree	dis-a-bil-i-ty	un-wrap	de-code
im-pure	re-turn	mis-lead	

When words have suffixes, divide the word between the suffix and the base word.

hap-pi-ness	bad-ly	care-less	king-dom
friend-ship	spite-ful	pun-ish-ment	child-hood
fear-less	ac-cept-ance	want-ing	

## Chart 5M: Words with Affixes



Listen as the teacher reads. Read the chart on your own.  
Clap to find the number of syllables in each word.

When words have suffixes, divide the word between the suffix and the base word.			
-al			
per-son-al	hos-pi-tal	a-ni-mal	mu-si-cal
na-tion-al	fes-ti-val	cri-mi-nal	cap-i-tal
gen-er-al	rent-al		
-el			
nov-el	cam-el	per-son-nel	reb-el
trav-el	lev-el	par-al-lel	tun-nel
mod-el	jew-el		
-ture			
fu-ture	na-ture	lit-er-a-ture	pic-ture
cap-ture	struc-ture	crea-ture	ges-ture
ad-ven-ture	cul-ture		
-tion			
men-tion	re-cep-tion	cre-a-tion	con-di-tion
so-lu-tion	at-ten-tion	ac-tion	lo-ca-tion
na-tion	re-la-tion		

## Chart 5N: Words Ending with -ed Making -id



Listen as the teacher reads. Read the chart on your own. Clap to find the number of syllables in each word.

When syllabifying words that end with the letters 'ed' that make the 'id' sound, the 'ed' usually becomes a new syllable.

want-ed	trust-ed	de-pend-ed	re-mand-ed
land-ed	hand-ed	com-mand-ed	load-ed
wait-ed	high-light-ed	shout-ed	seat-ed
end-ed	lift-ed	add-ed	blend-ed
root-ed			

## Chart 5O: Consonant + le Endings



Listen as the teacher reads. Read the chart on your own. Clap to find the number of syllables in each word.

Words ending in '-cle', '-tle', and '-dle' usually form a separate syllable before the consonant.

un-cle	bot-tle	han-dle
cir-cle	lit-tle	pud-dle
mira-cle	ti-tle	can-dle
bicy-cle	star-tle	mid-dle

# Unit 6:






## Let's Learn Long Vowel Sounds

Remember, vowel sounds are categorised into two types based on the length of the vowel sound and the number of vowels. They are

- Short Vowels (*see unit 2*)
- Long Vowels

Long Vowel sounds make the same sound as its name.

The line at the top of the letters is called a **macron**; it signifies the long vowel sound, for example, **ā**.

	Aa	āpron
	Ee	ēqual
	Ii	īce
	Oo	ōval
	Uu	ūnity
Say the long sounds:		
ā      ē      ī      ō      ū		

**Note:** In this unit, you will learn about the common Long Vowel sounds.

## Long Vowel Sounds

Remember, when the syllable in a word is an open syllable, the long vowel sound may be made. For example, in words like basic and relay.



Practise calling each set of words.

### Chart 6A

#### Long 'a' sound, as in able

If the vowel 'a' comes at the end of an open syllable, then it makes a long sound.

able

lady

radio

table

acorn

basic

shaky

paper

angel

baby

parent

halo

### Chart 6B

#### Long 'e' sound, as in equal

If the vowel 'e' comes at the end of an open syllable, then it makes a long sound.

we

emit

evil

relay

even

prefix

legal

meow

equal

region

being

emission

### Chart 6C

#### Long 'i' sound, as in item

If the vowel 'i' comes at the end of an open syllable, then it makes a long sound.

item

final

tiny

sign

idea

silent

pilot

bicycle

iron

spider

idol

iris

**Exception:** Some closed syllables will have a long vowel sound depending on the blend at the end of the word, for example, *ild, ind-* child, mild, wind.



## Chart 6D



Practise calling each set of words.

### Long 'o' sound as in old

If the vowel 'o' comes at the end of an open syllable, then it makes a long sound.

over  
open  
omit

go  
so  
no

bonus  
only  
ocean

total  
hello  
moment

**Exception:** Some closed syllables will have a long vowel sound depending on the blend at the end of the word, for example, *old, olt, ost-* bold, cold, post, bolt.

## Chart 6E

### Long 'u' sound as in unit

If the vowel 'u' comes at the end of an open syllable, then it makes a long sound.

unit  
union  
united

puny  
pupil  
use

uniform  
unicorn  
fuse

music  
human  
mule

**General Exception:** In some multisyllabic words the Long Vowel sound is not heard in an open syllable. For example, animal or complicated.











# Unit 7:

## Let's Learn

# Consonant Blends

### Consonant Blends

A consonant blend (or cluster) forms when two or more consonants come together in a word, with each consonant maintaining its own sound.

dr  dress	cr  crown	fl  flash	tr  truck	sl  slipper
ft  gift	mp  lamp	lt  belt	nt  plant	rk  park

### Consonant Blend Facts:

- There are no vowels between consonant blends.
- All the letters in a consonant blend are heard when reading or speaking a word aloud.
- They usually come at the beginning of a word (initial), as in **clap**, or the end of a word (final), as in **best**.

## Consonant Blends

### Chart 7A: The 'L' family- Beginning Consonant Blends



Say the name of the blend, then the word, e.g. bl- black.

Say the individual letter sounds, then blend them together, e.g. /b/ /l/ then /bl/.

**bl**

black	block
blue	blot
blog	bled

**gl**

glim	glop
glib	glub
glut	gleg

**cl**

clip	clan
clam	clap
club	cleft

**pl**

plat	pled
plod	plus
plan	plum

**fl**

flam	fled
flip	flag
flat	flop

**sl**

slab	sled
slid	slot
slap	slum

## Consonant Blends

### Chart 7B: The 'R' family- Beginning Consonant Blends



Say the name of the blend, then the word, e.g. cr- crab.

Say the individual letter sounds, then blend them together, e.g. /c/ /r/ then /cr/.

**br**

bran	brit
brig	bred
brat	brim

**cr**

cram	crop
crib	crap
crab	cran

**dr**

drum	drip
drab	drop
drag	dreg

**fr**

frit	frim
from	frog
fret	frug

**gr**

grab	grip
grad	gran
gram	grin

**pr**

prop	prim
prig	prep
prod	pram

## Consonant Blends

### Chart 7B: The 'R' family-Beginning Consonant Blends



Say the name of the blend, then the word, e.g. tr- trip.

Say the individual letter sounds, then blend them together, e.g. /t/ /r/ then /tr/.

tr

trot

tram

trip

trap

trug

tret

## Consonant Blends

### Chart 7C: The 'S' family- Beginning Consonant Blends



Say the name of the blend, then the word, e.g. sn- snap.

Say the individual letter sounds, then blend them together, e.g. /s/ /n/ then /sn/.

#### sn

snap	snip
snit	snob
snag	snug

#### sp

span	spit
spam	sped
spin	spot

#### st

stem	stop
star	stun
stob	step

#### sw

swag	swat
swum	swap
swim	swig

#### sc

scam	scum
scan	scar
scab	scud

#### sl

slap	slot
slit	slum
slid	slip

## Chart 7C: The 'S' family

sm	
smit	smut
smog	smug
smur	smob

### Consonant Blends: End Blends

Final consonant blends are groups of two or three consonants at the end of a word where each consonant sound is pronounced.

ct	ft	ld	lf	lk	lp	lt	mp	nd
nk	nt	ps	pt	rd	sk	sp	st	ts

## Chart 7D: Final Consonant Blends with 't'.



Say the name of the blend, then the word, e.g. ct- act.

Say the individual letter sounds, then blend them together, e.g. /c/ /t/ then /ct/.

ct

act

tact

sect

fact

duct

pact

ft

gift

left

waft

sift

soft

lift

nt

dent

rent

vent

hint

tint

punt

pt

apt

opt

sept

kept

wept

rapt

## Consonant Blends: End Blends

### Chart 7D: Final Consonant Blends with 't'



Say the name of the blend, then the word, e.g. It- belt.

Say the individual letter sounds, then blend them together, e.g. /l/ /t/ then /lt/.

st

best	bust
cast	cost
gust	list

lt

belt	pelt
malt	gilt
salt	cult

### Chart 7E: Final Consonant Blends with 'k'



Say the name of the blend, then the word, e.g. nk- bank.

Say the individual letter sounds, then blend them together, e.g. /n/ /k/ then /nk/.

lk

hulk	sulk
milk	bulk
welk	silk

nk

bank	tank
pink	link
monk	junk

rk

bark	dark
lurk	cork
work	hark

sk

mask	task
desk	disk
dusk	risk

## Consonant Blends: End Blends

### Chart 7F: Final Consonant Blends with 'd'.



Say the name of the blend, then the word, e.g. rd- ward.

Say the individual letter sounds, then blend them together, e.g. /r/ /d/ then /rd/.

ld

gild	weld
bald	sold
held	bold

rd

ward	bird
hard	word
cord	herd

nd

band	pond
hand	send
wind	bend

### Chart 7G: Final Consonant Blends with 'p'.



Say the name of the blend, then the word, e.g. lp- help.

Say the individual letter sounds, then blend them together, e.g. /c/ /t/ then /ct/.

lp

pulp	gulp
help	palp
yelp	salp

mp

camp	dump
pump	ramp
limp	hemp

## Consonant Blends: End Blends



Say the name of the blend, then the word, e.g. sp- wasp.

Say the individual letter sounds, then blend them together, e.g.

/s/ /p/ then /sp/.

### Chart 7G: Final Consonant Blends with 'p'. Read the Words.

sp	
gasp	wasp
hasp	lisp
rasp	wisp

### Chart 7H: Final Consonant Blends with 's'. Read the Words.

ps	
hips	pups
dips	rips
caps	tips

ts	
bits	huts
pets	kits
hats	fits

### Chart 7I: Final Consonant Blends with 'f'. Read the Words.

lf	
calf	milf
self	wolf
gulf	golf



## Three-Letter Consonant Blends

Three-letter consonant blends or clusters are groups of three consonants that appear together in a word.



Say the name of the blend, then the word, e.g. scr- scrap.

Say the individual letter sounds, then blend them together, e.g. /s/ /c/ /r/ then /scr/.

### Chart 7Ja: Three Letter Consonant Blends with 's'.

Hard c

#### scr

scram	scrap
scrimp	scrums
scrub	scrod

#### spl

splash	splint
splat	split
spliff	splash

#### spr

sprats	sprits
sprint	spring
sprod	sprain

#### str

strap	strip
strut	street
stray	strum

#### shr

shred	shrink
shrug	shrank
shrill	shrimp
shrunk	shrine

#### squ

square	squat
squad	squid
squat	squash
squeeze	squeak

## Chart 7Jb: Three Letter Consonant Blend - thr Digraph + Consonant



Say the name of the blend, then the word, e.g. scr- scrap.

Say the individual letter sounds, then blend them together, e.g. /s/ /c/ /r/ then /scr/.

thr

three	throw
thrive	thread
throne	through
thrust	thrift

Remember: a digraph is two consonants that together represent a single sound.

## Chart 7K: Three Letter Consonant Blends at the End.

rst

burst  
first  
worst  
thirst

mpt

prompt  
attempt  
exempt  
contempt

nch

bench  
lunch  
clinch  
pinch

# Unit 8:

# Let's Learn Vowel Digraphs

## Vowel Digraphs

A digraph is formed when two letters together make one sound. Vowel digraphs are formed when two vowels come together as a team to represent a single sound. The sounds are long vowel sounds (a, e, i, o, u).

Remember, the vowel digraph is also referred to as vowel teams or vowel pairs.

Common vowel digraphs in English:

ai	ay	ei	ea	ey	eigh
ea	ee	ie	igh	y-e	oa
oe	ow			ew	ue

- ✓ **Vowel digraphs** ai, ay, ei, ea, ey, eigh make the long 'a' vowel sound.
- ✓ **Vowel digraphs** ea, ee, ie, ei, ey make the long 'e' sound.
- ✓ **Vowel digraphs** igh, ie, y-e make the long 'i' sound.
- ✓ **Vowel digraph** oa, oe, ow make the long 'o' sound.
- ✓ **Vowel digraph** ew, ue makes the long 'u' sound.

## Vowel Digraph with the Long Vowel Sound 'a'

Remember: A digraph is formed when two or three vowel letters together make one sound.

There are six vowel digraphs that make the long 'a' vowel sound (ai, ay, ei, eigh, ea, ey).

### Chart 8A



Say the words and listen for the Long Vowel sound.

Long 'a' sound, 'ai' as aim						
'ai' makes the long 'a' sound mostly in the medial position.						
aim	bail	pail	frail	train	main	grain
aid	fail	quail	snail	faint	pain	plain
air	hail	rail	trail	paint	rain	slain
rain	jail	sail	sprain	saint	vain	praise
<b>Exception:</b> In some words, such as 'said', the 'ai' digraph makes the short vowel 'e' sound.						

### Chart 8B



Say the words and listen for the Long Vowel sound.

Long 'a' sound, 'ay' as in day				
'ay' also makes the long 'a' sound in the medial and final position.				
day	pay	clay	slay	mayor
may	betrayed	fray	spray	say
bay	praying	tray	stray	way
ray	rayon	play	sway	tray

Long Vowel 'a' sound, 'ea' as in bear			
steak	bear	wear	pear
break	tear	swear	hear

### Chart 8C



Say the words and listen for the Long Vowel sound.

Long Vowel 'a' sound, 'ei' as in vein			
vein	reins	reign	heir
beige	their	veil	reindeer

### Chart 8E



Say the words and listen for the Long Vowel sound.

Long Vowel 'a' sound, 'ey' as in they			
They	hey	obey	survey
Remember, the letter 'y' acts as a vowel.			

### Chart 8F



Say the words and listen for the Long Vowel sound.

Long Vowel 'a' sound, 'eigh' as in eight		
weight	weigh	sleight
freight	neigh	eight

## Vowel Digraph with the Long Vowel Sound 'e'

There are six vowel digraphs that make the long 'e' vowel sound (ea, ee, ie, ei, ey).

### Chart 8G



Say the words and listen for the long vowel sound.

#### Long Vowel 'e' sound, 'ea' as in eat

beach	bean	cheat	clean	dream
each	eat	flea	heat	leaf
lean	mean	meat	neat	peach

**Exceptions:** In some words, such as 'bread' and 'weather' the 'ea' digraph makes the short vowel 'e' sound.

#### Long Vowel 'e' sound, 'ee' as in fee

bee	beef	been	deed	deep
fee	feed	feet	flee	free
glee	heed	jeep	keen	keep

#### Long Vowel 'e' sound, 'ie' as in belief

belief	brief	chief	cookie	field
grief	movie	piece	priest	relief

**Exception:** In some words, such as *friend*, *foreign*, and *sovereign*, the digraph *ie* makes the short *e* sound.



Say the words and listen for the long vowel sound.

### Long Vowel 'e' sound, 'ey' as in honey

The letter 'y' acts as a vowel and joins with e to make the long 'e' sound in the final position.

chimney  
barley  
honey

monkey  
kidney  
donkey

money  
key  
turkey

valley  
goeey  
coney

### Long Vowel 'e' sound, 'ei' as in ceiling

protein  
ceiling

either  
conceit

receipt  
deceive

caffeine  
leisure

## Chart 8H: Long Vowel Sounds 'i'



Say the words and listen for the long vowel sound.

### Vowel Digraph with the Long 'i' Sound.

There are three vowel digraphs and one trigraph that make the long 'i' vowel sound (igh, ie, y, y-e)

### Long Vowel 'i' sound, 'igh' as in night

night  
delight  
right

tight  
bright  
twilight

high  
sigh  
fight

might  
higher  
tonight

Sometimes trigraph such as 'igh' makes the long 'i' sound.



Say the words and listen for the long vowel sound.

Long Vowel 'i' sound, 'ie' as in lie			
lie	tie	die	pie

Long Vowel 'i' sound, 'y-e' as in type			
type style	rhyme hype	thyme Lyme	byte

## Chart 8I

### Vowel Digraph with the Long 'o' Sound

There are four vowel digraphs that make the long 'o' (oa, ow, oe).



Say the words and listen for the long vowel sound.

Long Vowel 'o' sound, 'oa' as in boat				
boat	road	oak	coal	coat
load	toad	soak	goal	soap

Long Vowel 'o' sound, 'oe' as in toe			
doe	hoe	poem	aloe
toe	foe	woe	heroes

**Exceptions:** 'oe' makes the long 'o' sound as in toe, but it also makes a short /oo/ sound as in the words 'shoe' and 'canoe'.

Long Vowel 'o' sound, 'ow' as in bow			
bow	grow	know	elbow
low	snow	yellow	window

## Chart 8J

### Vowel Digraph with the long 'u' sound

There are two vowel digraphs that make the long 'u' (ew, ue).



Say the word and listen for the long vowel sound.

Long Vowel 'u' sound, 'ew' as in dew			
dew	new	mew	knew
pew	few	stew	nephew

'w' acts as a vowel when it comes after 'a, e' and 'o'.

Long Vowel 'u' sound, 'ue' as in cue			
cue	argue	tissue	barbeque
due	issue	rescue	value

**Exception:** In some words, 'ew' and 'ue' make the /oo/ sound as in too. Remember, when the two vowels oo are together, they make neither the short nor the long o vowel sound.

## Summary Chart

### Remember:

- Remember, the vowel digraph is also referred to as vowel teams or vowel pairs.
- *ea* makes the long 'a' vowel and 'e' sound.
- *ei* makes the long 'a' vowel and long 'e' sound.
- *ie* make the long 'e' vowel and long 'i' sound.
- *ey* makes the long 'a' and long 'e' sound.

The table below shows a summary of common digraphs with different long vowel sounds.







Say the words on the table and listen to the different sounds.

Summary					
Long vowel sounds	<b>ā</b>	<b>ē</b>	<b>ī</b>	<b>ō</b>	<b>ū</b>
ea as in	bear	eat			
ei as in	vein	ceiling			
ie as in		belief	lie		

# Unit 9:

## Let's Learn Consonant Digraphs

A consonant digraph is two consonants that together represent a single sound which is different from the individual sounds of the letters.

ch	sh	th	ph
			
watch	ship	think	phone

### Consonant Digraph




Each pair of letters usually makes **ONE SINGLE SOUND** when blended. Let someone help you make the sounds.

ch	ck	ng	ph
qu	sh	th	wh

## Chart 9A: Consonant Digraph 'ch'



Say the words and listen for the various ch sounds.




ch at the beginning	ch in the middle	ch at the end	
 chick chain chip charm cherish chest	 reaching kitchen butcher marching merchant teacher	 watch beach bench arch match lunch	
<b>ch says /k/</b>			
Often in words of Greek origin, ch says /k/.	ache stomach mechanic	character anchor echo	chemist chemo chemical
<b>ch says /sh/</b>			
Often in words of French origin, ch says /sh/.	champagne brochure machine chef	pistachio chauffeur chandelier brochure	parachute parachute mustache cache

## Chart 9B: Consonant Digraph 'sh'

The 'sh' digraph (two letters representing a single sound) can appear at the beginning, middle, or end of words.



Say the words and listen for the sh sound in each.

sh at the beginning	sh in the middle	sh at the end
		
shirt	fashion	fish
ship	wishing	brush
shine	bushing	finish
shape	flashing	flash
shout	cushion	wash
show	fisherman	blush

## Chart 9C: Consonant Digraph 'th'

The 'th' digraph has two distinct sounds in English:

/th/ as in 'thumb'



voiceless sound – the vocal cords DO NOT vibrate

/th/ as in 'this'

voiced sound – the vocal cords vibrate



Say the words and listen for the th sound in each.




<p>In these words, the 'th' is voiceless.</p>	 thumb thank, nothing thin, author thorn, earth thunder, cloth wreath, mouth	<p>In these words, the 'th' is voiced.</p>
	 feather, brother though, weather clothing, smooth either, neither rhythm, leather worthy	

## Chart 9D: Consonant Digraph 'ph'

The 'ph' digraph represents the /f/ sound and can appear at the beginning, middle, or end of words.



Say the words and listen for the **ph** sound in each.



ph at the beginning	ph in the middle	ph at the end
 phone photo pheasant phrase pharmacy philosophy	 elephant alphabet telephone dolphin graphic trophy	 graph triumph autograph photograph lymph nymph

## Chart 9E: Consonant Digraph 'wh'

The 'wh' digraph appears almost exclusively at the beginning of words in English. It does not commonly appear at the end of words.



Say the words and listen for the **wh** sound in each.

wh at the beginning	wh in the middle
 what which whip whisk whale wheel whisper	 nowhere somewhat anyhow somewhat worthwhile elsewhere somewhere



**Exception:** Some words that begin with the consonant digraph 'wh' are considered sight words. For example, who, whose, whom, whole. The 'wh' at the beginning of these words makes a different sound because it is followed by an /o/ or /oo/ sound.

## Chart 9F: Consonant Digraph 'qu'

The 'qu' digraph represents the /kw/ sound. It is commonly found at the beginning or in the middle of words.



Say the words and listen for the qu sound in each.



qu at the beginning	qu in the middle
	
queen      quick	liquid      acquire
quiet      quake	sequel      frequent
quit      quiz	equal      request

## Chart 9G: Consonant Digraph 'ck'

The 'ck' digraph makes the /k/ sound when it IMMEDIATELY follows a short vowel.



Say the words and listen for the ck sound in each.



ck at the middle	ck at the end
	
rocket      packet	duck      back
chicken      ticket	lock      pick
locker      bucket	sock      track
cricket      backpack	quick      brick

## Chart 9H: Consonant Digraph 'ng'

The 'ng' digraph appears at the end and middle of words. Most words end with the /ng/ sound after a vowel, such as ang, ong, ing, or ung words. Some words have the /ng/ sound before a /k/ or /g/, but it is just written with n - think, bank, clunk, single, jungle.



Say the words and listen for the sounds made in each trigraph.

ng at the middle	ng at the end
	
jungle    finger	king    ring
singer    anger	long    song
ringing    bingo	strong    wing
single	spring

## Chart 9I: Trigraphs

A trigraph is three letters that come together to make one sound. Trigraph 'tch' comes after a short vowel, for example, itch. Trigraph 'dge' comes after a short vowel, for example, badge.



Say the words and listen for the sounds made in each trigraph.

dge	igh	tch	ear	air	eal
badge	sigh	itch	bear	hair	deal
gadget	high	Dutch	fear	chair	heal
fudge	right	sketch	ears	fair	meal
ledge	light	stitch	gear	stair	steal
lodge	thigh	watch	near	pair	seal

# Unit 10:

# Let's Learn Vowel

# Diphthongs

## Diphthongs

Diphthongs are complex vowel sounds formed by the combination of two vowel sounds within the same syllable. These sounds are referred to as special sounds. Notably, a diphthong begins as one vowel sound and moves into the other vowel sounds, like the vowel sounds in **coin** or **loud**.

au- aw	oi-oy	ou-ow
oo-oo, ew, ue, ui	oo	

## Chart 10A

The diphthongs 'au' and 'aw' make the short vowel sound /o/.



Say the word and listen for the sound.

'au'		'aw'		
Mostly, the 'au' is used at the beginning or middle, while the 'aw' is used at the end of words.				
applause	August	auto	author	pause
cause	fault	haul	haunt	sauce
claw	draw	paw	raw	saw
flaw	straw	crawl	dawn	hawk

## Chart 10B

The diphthongs 'oi' and 'oy' vowel sounds do not change, but they blend to form a single syllable



Say the word and listen for the sound.

'oi'		'oy'		
'oi' is mostly seen at the beginning or in the middle of words, while 'oy' is seen in the middle of words but mostly at the end.				
oil	boil	coil	coin	foil
poison	soil	spoil	toilet	point
annoy	boy	employ	enjoy	joy
toy	soy	loyal	royal	destroy

## Chart 10C

The diphthongs 'ou' and 'ow' vowel sounds do not change, but they blend to form a single syllable.



Say the word and listen for the sound.

	'ou'		'ow'	
cloud	house	loud	mouse	couch
out	pout	proud	aloud	found

brown	clown	cow	crowd	now
crown	down	frown	gown	fowl

**Exceptions:** 'ou' also makes the short sound /uh/ in words such as 'enough'.

'ow' can make the long vowel sound /o/ in words like 'low' and bow.

## Chart 10D

**Remember:** Diphthongs create a special sound.

For example: /oo/ as in boo, chew, blue, fruit

When the two vowels oo are together, they make neither the short nor the long o vowel sound. It makes two new sounds, a short and a long /oo/sound. A short /oo/ sound as in boot, and a long/oo/ sound as in a balloon.



Say the word and listen for the sound.

'ew'			
grew Andrew	jew chew	cashew blew	crew brew

'ue'		
blue clue	glue true	sue avenue

'oo'		
too boot	cool moon	proof scoop

'ui'		
suit juice	fruit cruise	bruise sluice

## Chart 10E

**Remember:** Diphthongs create a special sound.

For example: /oo/ as in look.

When the two vowels oo are together, they make neither the short nor the long o vowel sound. It makes two new sounds, a short and a long /oo/ sound. A short /oo/ sound as in boot, and a long /oo/ sound as in a balloon.



Say the word and listen for the sound.

'oo'

In most cases, if the letters 'k' and 'd' come after 'oo', it generally makes the short sound.

hook  
book

look  
cook

hood  
brook

crook  
wood






stood  
good

# Unit 11:

## Let's Learn 'r'

### Controlled Vowels

R-controlled vowels are vowels that are modified by the presence of the letter 'r' in a word; the 'r' changes the sound of the vowel.

ar		car
er		teacher
ir		bird
or		fork
ur		nurse

## R-Controlled Vowels

### Chart 11A

When a syllable has a vowel that is followed by r, the vowel is 'controlled' by the r and makes a new sound.



Segment, blend and listen to the sound in each word.

-ar			
The vowel 'a' and 'r' makes one special sound.			
park	march	scarf	harvest
tar	dart	hard	garlic
farm	scar	char	target
car	star	jar	marble

These r-controlled syllables can also sound different from word to word. For example, 'ar' also has a long sound, a schwa sound and can sound like the 'or' pronunciation.

### Chart 11B

-er				
The 'er' sound in English can be represented by various combinations of the letters er, ir and ur.				
<b>er</b>	teacher	ladder	feather	winner
	danger	hunter	taller	designer
	clerk	sister	answer	weather
<b>ir</b>	girl	stir	dirt	shirt
	birth	skirt	whirl	sir
	first	third	fir	bird
<b>ur</b>	church	turtle	return	spur
	purse	blur	fur	Thursday
	burst	curl	nurse	turkey

'er' is usually used at the end of multisyllabic words.

'ir', it is usually used in the middle of a word and is usually (not always) followed by the d, m, t, or th sounds.

Usually, ur is found in the middle of a word.

The 'er' is most often used at the end of comparative adjectives or for occupations.

## Chart 11C



Segment, blend and listen to the sound in each word.

**-or**

Or makes the 'or' sound (horn, born). When w is before 'or' the 'or' says 'er' (work, word)

horn	torch	corn	fork
born	thorn	snort	short
cork	form	sort	*work
storm	north	horse	*word

## Chart 11D

R is not the boss if the vowel before it makes the long sound:

**'are' 'air' 'ear'**

Most times, 'are', 'air' and 'ear' say /air/.

Remember:

In words such as 'care' the 'e' is silent, and the vowel make a long sound.

care*	air	near
dare	fair	fear
bare	hair	tear
share	pair	clear
stare	chair	ear
rare	stair	hear
scare	repair	gear
snare	dairy	year
fare	airplane	rear

	'are'	'air'	'ear'
Most times, 'are', 'air' and 'ear' say /air/.			
mare	haircut		spear
square	airborne		bear
declare	fairy		yearn
compare	eclair		shear
prepare	despair		swear
aware	millionaire		wear

### Chart 11Ea

'our' 'oar' 'ore'				
'our', 'oar' and 'ore' say 'or'				
tour	adjourn	valour	pour	hour
four	your	courage	scour	flourish
boar	roar	soar	hoarse	soar
board	coarse	hoard	uproar	aboard
cupboard				
R is not the boss if the vowel before it makes the long sound.				
core	more	shore	store	bore
chore	score	snore	before	ignore
restore	explore	adore	encore	foremost



Segment, blend and listen to the sound in each word.

**Chart 11Eb**

**-arr**

*The 'r' sound is not so strong when a word has a vowel followed by a double r.*

arrive	arrange	arrow	marrow	narrow
barrow	harrow	marry	parrot	sparrow
charred	barrel	carriage	carrot	

**-er**

**-or**

















In some words, 'or' and 'er' sound alike.

**-er** is more commonly used.

user	hover	hyper	toner	tower
safer	super	baker	barber	bother
clever	teacher	barrier	glitter	funnier
door	anchor	favour	colour	visitor
actor	humour	flavour	factor	harbour
mirror	pastor	tremor	creator	janitor
tractor				

# Unit 12: Let's Learn Special Sounds

Silent letters are not pronounced in words but still need to be written. Both **vowels** and **consonants** may be silent.

 A bread	 B lamb	 C scissors	 D bridge	 E vegetable	 G night
 H hour	 I business	 K knife	 L palm	 N hymn	
 P cupboard	 S island	 T watch	 U building	 W sword	

## Silent Letters - Vowels

Silent letters are not pronounced in words but still need to be written.

Silent Letters - Vowels - a, e, i, o and u.

### Chart 12A:



Say the words and notice the silent vowels.

<p><b>a</b></p> <p>The <b>a</b> is silent in words that include <b>-ea</b>. It is also silent in some adverbs that end in <b>-ically</b>.</p>		
<p>bre<b>a</b>d meant dead head</p>	<p>tre<b>a</b>d stead threat pleasant</p>	<p>artist<b>i</b>cally musically physically critically</p>
<p><b>e</b></p> <p>The <b>e</b> is found in many words, including words ending with the magic/silent E.</p>		
<p>bak<b>e</b> love home give</p>	<p>driv<b>e</b> time dance breathe</p>	<p>chang<b>e</b> clothes gene please</p>
<p><b>i</b></p> <p>Unlike the other vowels, the letter '<b>i</b>' is silent in a few words. For example, business, suit, and fruit.</p>		
<p>busin<b>i</b>s parliament circuit guitar</p>	<p>frui<b>t</b> biscuit marriages tension</p>	<p>cushio<b>n</b> suit certain faintly</p>

## O

Letter **o** is silent in some words when it is paired with the vowels **e** and **u**.

people  
rough  
tough

double  
enough  
trouble

leopard  
jeopardy  
double

## U

Letter **u** is usually silent after the letter **g**.

guess  
guitar  
guard  
guest

guise  
building  
circuit  
disguise

biscuit  
guild  
rogue  
colleague

**Silent Letter - Consonants** b, c, d, g, h, k, l, n, p, t, and w.

Silent letters are not pronounced in words but still need to be written.

### Chart 12B: Silent Bb



Say the words, do not make the /b/ sound.

Letter **b** is mostly silent when it comes before the letter **t** and after **m** at the end of words.

Words	comb	crumb	bomb	tomb
	numb	thumb	lamb	plumb
	womb	debt	doubt	subtle

**Exception:** In the word 'obtain', the b is not silent.

### Chart 12C: Silent Cc



Say the words, notice the 'c' is silent after 's'

Letter c is sometimes silent when it comes after s.

Words	<del>s</del> cene	scissors	muscle
	scent	science	ascent
	scenario	schedule	

Letter 'c' is silent although there is no 's' - acquire

### Chart 12D: Silent Dd



Say the words, do not make the sound for 'd'.

Letter d is sometimes silent after n and before g

Words	<del>h</del> andsome	errands	sandwich
	badge	bridge	edge
	handkerchief	hedge	wedge

The letter 'd' is silent in the word 'Wednesday', but it comes before the 'n'

### Chart 12E: Silent Gg



Say the words, do not make the sound for 'g'.

Letter g is mostly silent when it comes before n.

Words	<del>g</del> ign	gnaw	gnash	reign
	assign	benign	foreign	cologne

## Chart 12F: Silent Hh



Say the words, do not make the sound for 'h'.

Letter 'h' is sometimes silent:		
-after r but before y	-at the <b>beginning</b> of words	-after c
rhythm rhymer rhyme rhyton	hour honour honest heir	anchor archive Christmas echo chorus
<p><i>Silent 'h' can also be noted in words with consonant digraphs. 'H' is also silent in 'when, why, which, and ghost'.</i></p>		

## Chart 12G: Silent Kk



Read the words, do not make the beginning 'k' sound.

Letter k is generally silent at the beginning of words when n comes after.				
	<b>k</b> nee	knife	knuckle	knob
<b>Words</b>	knock	knot	know	knit
	knight	knew	kneed	knelt

## Chart 12H: Silent Ll



Say the following songs, do not make the sound for 'l'.

Letter l is sometimes silent after the vowels, u, and a, when consonants d, f, k and m follow.				
	cou <b>l</b> d	would	should	cal <b>f</b>
<b>Words</b>	half	chalk	talk	walk
	cal <b>m</b>	palm	psalm	balm

### Chart 12I: Silent Nn



Say the words, do not make the sound for 'n'.

Letter **n** is sometimes silent when it comes after **m** at the end of words.

Words	autumn	column	hymn	limn
	solemn	condemn		

### Chart 12J: Silent Pp



Say the words, do not make the sound for 'p'.

Silent 'Pp' before 'n'	Silent 'Pp' before 's'	Silent 'Pp' in other words
pneumonia pneumatic	psalm psychology	coup receipt

### Chart 12K: Silent Tt



Say the words, do not make the sound for 't'.

Letter **t** is sometimes silent in words with **tle**, and **ten**. Sometimes the **t** sound is lost in specific pronunciation in some words such as **asthma mortgage**, etc.

Words	castle	apostle	whistle	bustle
	hustle	gristle	listen	glisten
	fasten	hasten	soften	often
	asthma	mortgage	ballet	chestnut

## Chart 12L: Silent Ww



Say the words, do not make the sound for 'w'.

Silent Ww - w is usually silent before r.				
Words	wrack	wreath	wraith	wrench
	wrangle	wrestle	wrap	wrinkle
	wrist	write	wrong	

## Chart 12M: The Tricky 'ed'

The letter 'd' makes three different sounds when the vowel 'e' goes before it: /id/, /t/, and /d/.



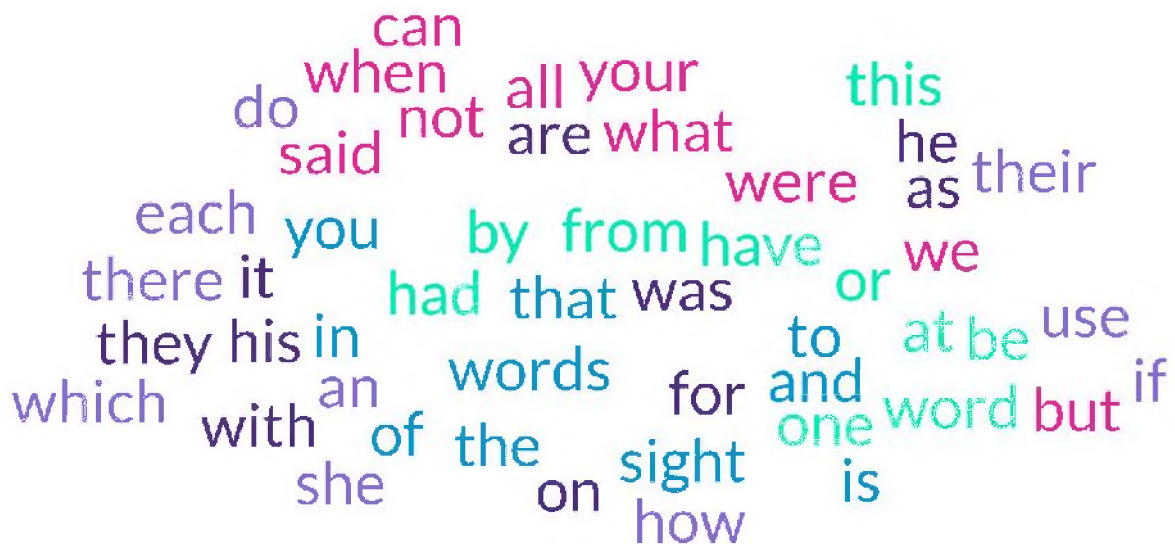
Say the words, be careful which 'ed' sound is made.

/id/ <i>ed</i> makes the /id/ mostly when it comes after 't' in a word.	/t/ <i>ed</i> makes the /t/ sound if it comes after 'x' or 'k' in most words	/d/ <i>ed</i> makes the /d/ sound (making the <i>e</i> silent) in most words where the <i>d</i> follows the <i>e</i>
acted	mixed	paved
alerted	boxed	boiled
batted	fixed	cancelled
crafted	waxed	aged
deleted	linked	booed
excited	liked	used
gated	poked	fired
posted	joked	dozed
rented	inked	cried
created	booked	famed
floated	hooked	freed
*naked	*ripped	abled

\*The /id/ sound is heard in naked but there is no 't' before the 'ed'.  
 \*The /t/ sound is heard in ripped but there is no 'k' before the 'ed'.

# Unit 13:

# Let's Learn Sight Words



Sight words are common words that are easily and instantly recognised without sounding them out.

## Chart 13A: Sight Words



Say the words.

a	find	it	now	the
and	funny	jump	one	three
away	go	little	play	too
big	help	look	red	up
blue	here	make	run	we
can	I	me	said	where
come	in	my	see	yellow
down	is	not	to	you

## Chart 13B: Sight Words



Say the words.

all	do	new	she	well
am	eat	no	so	went
at	for	on	soon	what
ate	four	our	that	white
are	get	out	there	who
be	good	please	they	will
black	have	pretty	this	with
brown	he	ran	too	yes
but	into	ride	under	came
like	saw	want	did	must
say	was	thank	many	kind

### Chart 13C: Sight Words



Say the words.

of	his	had	him	her
some	as	then	could	when
were	them	ask	an	over
just	from	any	how	know
put	take	every	old	by
after	think	let	going	walk
again	may	stop	fly	round
give	once	open	has	live

### Chart 13D: Sight Words



Say the words.

would	very	your	its	around
don't	right	green	their	write
always	made	gave	us	buy
those	use	fast	call	pull
sleep	both	five	sit	wash
which	or	read	before	why
been	found	off	because	cold
best	tell	upon	work	these
first	sing	does	wish	goes

## Chart 13E: Sight Words



Say the words.

if	eight	ten	done	crazy
long	today	bring	light	small
about	myself	drink	pick	own
got	much	only	hurt	show
six	keep	better	cut	hot
never	try	hold	full	far
seven	start	warm	fall	draw
clean	grown	together	shall	laugh
gold	weight	roof	thought	west

## Chart 13F: Sight Words



Say the words.

above	bath	bold	cap	count
dirty	feather	across	beans	brave
care	country	dream	fell	address
beat	breakfast	careful	course	drop
felt	ago	began	brick	case
cover	dry	few	air	bend
broke	cause	creek	dust	field
aeroplane	beside	broken	centre	cross
early	fight	almost	between	brought
chimney	cup	east	finger	also
bill	bug	chin	dead	edge
foot	ant	bit	building	city
dear	else	fresh	awake	blow
built	clock	deer	enough	front
bad	bone	busy	cloud	desk
even	fur	bake	born	button
cook	different	eye	gift	banana
bottom	camp	cool	dime	family

## Chart 13G: Sight Words



Say the words.

gone	hung	lap	lost	Mrs.
peas	press	gray	hungry	large
loud	nap	pen	queen	grew
kept	late	march	neck	pencil
question	hair	kick	lead	mark
need	people	quick	half	kill
leaf	matter	nice	pie	quiet
hall	king	learn	mean	nine
piece	radio	hang	kiss	leave
meat	nothing	place	ready	heavy
kitten	leaves	meet	number	play
real	herself	new	led	middle
outside	plant	remember	hid	knife
left	miss	page	plate	rich
himself	knock	lift	most	pail
pond	river	hole	lake	line
mouth	path	poor	rock	hundred
land	listen	Mr.	pay	pot

## Chart 13H: Sight Words



Say the words.

row	side	sound	strong	through
wheel	sand	silver	soup	such
thorough	while	save	skin	space
suit	throw	whisper	sea	sky
spot	supper	till	win	seat
slip	stairs	suppose	tired	wing
seem	slow	stand	sure	true
winter	seen	smile	station	sweep
twelve	without	send	smoke	stay
sweet	wake	wonder	shake	soap
still	teach	wall	wool	shine
socks	sting	teeth	wave	world
shook	soft	stood	than	where
yard	should	something	story	thin
week	yet	shut	sometime	straight

## Chart 13I: Sight Words



Say the words.

accident	beautiful	burnt	chocolate	crackers
dirt	ache	begin	butcher	choose
crayons	doctor	act	begun	butterfly
church	crowd	follow	afternoon	believe
captain	circle	crown	forget	against
blackboard	careless	class	cry	forgot
alone	bleed	catch	clear	cupboard
fork	already	blind	chain	cloth
curtain	forth	answer	blood	chalk
cocoa	danger	furniture	arm	body
chance	company	date	garage	automobile
bow	change	copy	dentist	gate
bandage	bridge	cheek	cost	die
glad	bank	broom	chief	cough
dining	golden	bathe	bump	child
cousin	dinner	grade	summer	tomatoes

## Chart 13J: Sight Words



Say the words.

grain	juice	mailman	napkin	ought
potatoes	great	knee	market	neither
outdoors	pound	grocery	lady	measure
nickel	overalls	puzzle	guess	laid
medicine	none	pain	quarter	hammer
lamp	mend	noon	pants	quite
handkerchief	leather	mile	nor	pass
rather	heard	lemonade	mind	north
past	reach	heart	lesson	minute
note	paste	reason	hour	lettuce
mirror	nurse	peach	rest	ice
lie	month	ocean	pillow	ribbon
indoors	lip	mountain	office	point
road	instead	load	move	often
porch	room	iron	low	music
other	post	rooster	school	wait

## Chart 13K: Sight Words



Say the words.

root	several	sore	sweater	tomorrow
war	rose	shadow	south	talk
tongue	waste	rubber	shape	speak
taste	touch	weather	rug	ship
spoke	teacher	tough	wheat	ruler
shirt	spoon	tear	towel	whether
sail	short	spread	thanksgiving	train
whole	salt	shoulder	spring	thick
tub	whom	sandwich	sick	square
thirsty	twenty	whose	scissors	silk
star	thousand	ugly	woman	scooter
sir	stocking	throat	umbrella	worry
season	size	stomach	thumb	until
wrap	self	skirt	stove	tire
valley	wrong	sent	sole	sugar
toe	visit	zipper	serve	soldier
children				

### Chart 13L: Sight Words



Say the words.

admire	cyclone	fight	campaign	desert
love	rhythm	thigh	grown	course
move	hydrogen	hydrant	chord	coarse
though	cyst	crystal	cord	guest
ought	admirable	cycle	passed	guessed
dough	loveable	lymph	past	mist
fright	moveable	myth	pedal	missed
light	thought	sigh	petal	accept
sign	bought	resign	dessert	expect
system	although	benign	groan	whose

### Chart 13M: Sight Words - Simple Sentences



Read the sentences.

- |  |  |
|--|--|
| <ol style="list-style-type: none"><li>1. Sarah likes to jump.</li><li>2. Raj will help to bake the cake.</li><li>3. There are two birds in the tree.</li></ol> | <ol style="list-style-type: none"><li>4. I do not know how to dance.</li><li>5. Jane loves to eat apples.</li><li>6. The children are going to school.</li></ol> |
|--|--|

# Unit 14:

# Let's Learn Spelling

# Rules

**Doubling Consonants:**

Example: hop -> hopping, hop -> hopped

**Silent 'E':**

Example: move -> moving, move -> movement

**Plural Forms:**

Add '-s' to form the plural of most nouns.

Add '-es' to form the plural of nouns ending in '-s', '-z', '-x', '-ch', '-sh'.

Change '-y' to '-ies' if the noun ends in a consonant + 'y'.

Example: baby -> babies, box -> boxes, church -> churches

**'I' Before 'E', Except After 'C':**

Example: believe, receive, deceive (some exceptions: ceiling, perceive).

**Adding Prefixes and Suffixes:**

Be consistent with spelling when adding prefixes and suffixes.

Be mindful of whether the root word changes spelling or not.

Example: un + happy = unhappy

**Homophones:**

Be aware of words that sound the same but have different meanings and spellings.

Example: their, there, they're, be, bee; two, too.

## Chart 14A: Monosyllabic Words with Double Consonants

In monosyllabic words, a single vowel makes a short sound before the double consonants 'f', 'l', 's' or 'z'.



Read the words, make the short sound of the vowels.

f	l	s	z
cuff	full	less	buzz
riff	bull	dress	Jazz
bluff	all	stress	fuzz
fluff	ill	kiss	swizz
off	chill	miss	frizz
stuff	drill	bliss	whizz
niff	spell	boss	
stiff	shall	floss	
cliff	smell	fuss	
Exceptions			
<i>The short vowel sounds in these words are stressed.</i>	<i>The long vowel sound is made though there are double consonants that follow.</i>	<i>In '<u>gross</u>' the long vowel sound is made.</i>	
chaff staff	droll troll		

## Chart 14B: Rule 1: Dropping the 'e' to add -ing



Say the words, note the spelling.

Drop the *e* and add *ing* to a word ending in silent *e*.

dance - dancing

joke - joking

hope - hoping

love - loving

write - writing

come - coming

take - taking

believe - believing

choose - choosing

surprise - surprising

shake - shaking

please - pleasing

## Chart 14Ba: Rule 2: Consonant Doubling



Say the words, note the spelling.

Double the final consonant before adding 'er', 'ed', 'est', or 'ing' in one-syllable words with one vowel and one consonant following the vowel.

-er	-ed	-est	-ing
fatter	batted	biggest	chopping
grabber	bragged	fattest	bragging
bigger	chopped	hottest	running
runner	clapped	saddest	sitting
swimmer	stopped	thinnest	winning

The consonant is often doubled when a two-syllable word ends with a vowel before the consonant and is stressed on the second syllable.

begin - beginning  
 forget - forgetting  
 admit - admitting  
 refer - referring  
 plot - plotting

occur - occurred  
 refer - referred  
 regret - regretted  
 control - controlled  
 transmit - transmitted

## Chart 14Ba: Rule 2: Consonant Doubling



Say the words, note the spelling.

In two-syllable words, double 'l' when there is a vowel before the 'l'.

cancel - cancelling  
label - labelling  
model - modelling  
travel - travelling  
signal - signalling  
control - controlling  
enroll - enrolling  
fulfill - fulfilling  
compel - compelling

signal - signalled  
travel - travelled  
model - modelled  
level - levelled  
panel - panelled  
equal - equalled  
propel - propelled  
quarrel - quarrelled  
repel - repelled

## Chart 14Bb: Rule 2: Consonant Doubling



Say the words, note the spelling.

### Exceptions to the rule of consonant doubling

*Do not double the final letter when a word ends in two consonants.*

back - backing  
burn - burning  
start - starting

turn - turned  
work - worked  
want - wanted

*Do not double the final letter when two vowels come directly before it.*

foul - fouled  
remain - remained  
pain - pained

soak - soaking  
reman - remaining  
beat - beating

*Do not double w, x or y at the end of words.*

tax - taxed  
snow - snowing  
play - playing

wax - waxing  
plow - plowing  
say - saying

### Chart 14Ca: Rule 3: Forming Plural Nouns

A noun is plural when it refers to more than one person, place, or thing.



Say the words, note the spelling.

Most nouns form their plural by adding 's' at the end.

rag	rags	pen	pens
dog	dogs	chair	chairs
cup	cups	teacher	teachers

### Chart 14Ca: Rule 3: Forming Plural Nouns

Some nouns ending with 's, ss, sh, ch, x, z' and 'o' form their plural by adding 'es'.



Say the words, note the spelling.


ss	sh	ch
class - classes dress - dresses	brush - brushes bush - bushes	watch - watches lunch - lunches
o	x	z
potato - potatoes tomato - tomatoes	box - boxes fox - foxes	buzz - buzzes quiz - quizzes

**Exception** to the rule above. Some nouns which end with 'o' form their plural by adding 's'.

photo - photos	video - videos	zoo - zoos
radio - radios	igloo - igloos	

### Chart 14Cb: Rule 3: Forming Plural Nouns

In a noun, when a **consonant** comes before 'y', change the 'y' to 'i' then add 'es' to make the plural word.


 Say the words, note the spelling.

fly - flies	party - parties
baby - babies	story - stories
lady - ladies	diary - diaries

**Exception to the rule above:** When a **vowel** comes before the letter 'y' in a noun, the plural of the noun is formed by adding 's' to the noun.

toy - toys	tray - trays
boy - boys	key - keys
day - days	ray - rays

### Chart 14Cc: Rule 3: Forming Plural Nouns

 Say the words, note the spelling.

Change 'f' or 'fe' to 'v' then add 'es' to form the plural of some nouns.

'f'		'fe'
half - halves	thief - thieves	knife - knives
calf - calves	scarf - scarves	wife - wives
leaf - leaves	loaf - loaves	life - lives
self - selves	wolf - wolves	strife - strives

In some words, keep the 'f' or 'fe' and just add 's'.

motif - motifs	proof - proofs	giraffe - giraffes
chief - chiefs	roof - roofs	safe - safes
cliff - cliffs	chef - chefs	café- cafés

## Chart 14Cd: Rule 3: Forming Plural Nouns



Say the words, note the spelling.

*Some nouns form their plural by a vowel change.*

woman - women

man - men

goose - geese

axis - axes

tooth - teeth

foot - feet

oasis - oases

crisis - crises

Some words form the plural by changing the vowel from 'ou' to 'i' and add '-ce'.

mouse

mice

louse

lice

The word 'house' does not follow the same pattern. It forms the plural by adding -es.

## Chart 14Ce



Say the words, note the spelling.

*Some nouns are the same in the singular and plural.*

sheep

deer

series

binoculars

aircraft

news

scissors

pants

cattle

clothing

staff

headquarters

## Chart 14D: Possessive Nouns



Say the words, note the spelling.

*For plural nouns that end with (s) and (es), just add an apostrophe (') to show ownership.*

The boys' hats are there.

The Williams' house is painted blue.

The ladies' dresses were left outside.

The geniuses' pens have ballpoints.

*For plural nouns that do not end with 's' and 'es' such as: 'men', 'women', 'children' and 'oxen', add an apostrophe and s ('s').*

The men's room is clean.

The women's dresses look expensive.

The children's uniform will be pressed.

The mice's tails are furry.

## Chart 14Ea: Rule 4: Adding Prefixes and Suffixes to Base Words

A Prefix is a syllable which is added to the beginning of a word which changes its meaning. The words may become opposite in meaning.

When a prefix is added to a word the spelling of the original word generally remains the same.



Say the words, note the spelling.

*Some words which begin with the letters 'm' or 'p' can be made opposite by adding the prefix 'im'.*

**im** + mature

**im**mature

im + patient

impatient

im + pure

impure

im + possible

impossible

im + mobile

immobile

im + polite

impolite

*Some words which begin with the letter 'r' form the opposite by adding the prefix 'ir'.*

**ir** + regular

**ir**regular

ir + responsible

irresponsible

ir + relevant

irrelevant

ir + rational

irrational

*Some words which begin with the letter 'l' form the opposite by adding the prefix 'il'.*

**il** + legal

**il**legal

il + legible

illegible

il + literate

illiterate

## Chart 14Eb1

A suffix is a letter or group of letters added to the end of a word to change its meaning and form.



Say the words, note the spelling.

When the suffix **-ness** or **-ly** is added to a word, the spelling of the original word remains the same.

Root Word	Suffix	New Word-form
still	<b>ness</b>	<b>stillness</b>
deep	ness	deepness
sweet	ness	sweetness
late	ly	lately
sure	ly	surely
free	ly	freely
quick	ly	quickly

## Chart 14Eb2



Say the words, note the spelling.

Words ending in **y** preceded by a consonant, change the **y** to **i** then add the suffix.

copy**y** + er = cop**i**er

ug**l**y + ness = ugl**i**ness

easy**y** + ly = eas**i**ly

merr**y** + ment = merr**i**ment

### Chart 14Eb3



Say the words, note the spelling.

When a word ends in **y** with a vowel before it, just add the suffix.

pay + able	payable
pay + er	payer
decay + ing	decaying
joy + ful	joyful
boy + hood	boyhood
annoy + ing	annoying
buy + s	buys

### Chart 14Eb4



Say the words, note the spelling.

Some **exceptions** to the above rule.

day + ly                      daily

say + ed                      said

lay + ed                      laid

## Chart 14Eb5



Say the words, note the spelling.

When adding a **consonant suffix** to a root word that ends in a consonant, just add the suffix.

*A consonant suffix is a suffix that begins with a consonant.*

joy + ful

joyful

quick + ly

quickly

fear + less

fearless

punish + ment

punishment

help + ful

helpful

## Chart 14Eb6



Say the words, note the spelling.

When a **vowel suffix** is added to a base word ending in a silent 'e', drop the 'e' then add the vowel suffix.

*A vowel suffix is a suffix that begins with a vowel.*

hope~~e~~ + ing

hoping

love + able

lovable

ride + ing

riding

cure + ed

cured

use + er

user

## Chart 14Eb7



Say the words, note the spelling.

Most times, when a suffix is added to a root word that ends in a short vowel followed by a single consonant, that consonant gets doubled. See Chart 14Ba.

flip	flipped
drop	dropping
trap	trapped
grab	grabbed
clip	clipper
jot	jotted
clap	clapping
set	setting
run	runner
plan	planned

## Chart 14F: Rule 5

### Context Clues

Context clues are hints and additional details found in a sentence or paragraph that provide meaning for a term you are unclear of.

**Antonyms, synonyms, examples, and definitions help us to understand unfamiliar words.**



Say the words, note the spelling.

#### Antonyms:

1. I was sad and hungry but when mom gave me my favourite meal, I became delighted.

*The opposite of sad is delighted (happy). If the meaning of the word delighted was unknown, when reading the sentence, you would take a clue to understand.*

2. My cat viciously snapped and killed the gentle butterfly.

*You may not know the meaning of viciously but once you know the meaning of gentle you can quickly figure out what viciously means.*

#### Synonyms:

1. Jimmy was such a courageous soldier, he boldly fought for his country.

*From the knowledge of the word bold one can imagine what bold people would do. Soldiers are generally not fearful.*

2. Sally's doll house had tiny furniture, the miniature pots and pans were my favourite.

*Another word for tiny is miniature. The word 'tiny' mentioned in the description of the doll house gives a clue as to the meaning of the word 'miniature'.*

## Chart 14F: Rule 5

### Context Clues

Context clues are hints and additional details found in a sentence or paragraph that provide context/meaning for a term you are unclear of.

**Antonyms, synonyms examples, and definitions help us to understand unfamiliar words.**



Say the words, note the spelling.

### Examples / Explanation:

1. After seeing the homeless children, we felt compassion for their plight; our hearts felt their pain, so we gave them all the money we had.
2. James' necklace was so exorbitantly priced that he saved ten years to be able to pay for it.

*In both examples, explanations were given so the reader understands the context and meaning of the words underlined in the sentences.*

### Definition:

1. She disappeared without a trace, no one saw where she went.
2. As the passengers disembarked, they were told to leave the train in an orderly manner.

*To disappear means to become invisible or impossible to find. In sentence two, to disembark means to leave the vehicle mostly a train or an airplane. The definitions were stated in each sentence.*

### Chart 14G: Rule 6: Homophones



Say the words, note the spelling.

Some words sound the same but have different meanings and spellings.

new / knew	hour / our
see / sea	weak / week
two / too	sun / son
hair / here / hare	meat / meet
they're / their / there	flower / flour
its / it's	right / write
be / bee	seam / seem
by / buy	tail / tale
break / brake	cell / sell
peace / piece	night / knight

### Chart 14G: Rule 7: 'I' Before 'E', Except After 'C'



Say the words, note the spelling.

Generally, 'i' comes before 'e' except after 'c', or when it sounds like 'a'.

'i' before 'e'		exception	
believe	achieve	ceiling	neighbour
chief	piece	receipt	foreign
field	niece	receive	deity
relief	brief	deceive	eight
thief	fierce	conceive	their



## National Literacy Department

74 Princess & St. Stephen's Streets, Charlestown  
Georgetown, Guyana.

Website: [www.education.gov.gy](http://www.education.gov.gy)

A Production by the National Literacy Department, Ministry of Education, Guyana | 2024.

